

## **CHAPTER AR PUREBRED ARABIAN, HALF-ARABIAN, AND ANGLO-ARABIAN DIVISION, ARABIAN DIVISION HEREIN AFTER**

### **SUBCHAPTER AR-1 GENERAL SECTION**

- AR101 General
- AR102 Eligibility to Compete
- AR103 AHA Exhibitor Membership and Competition Entry Requirements
- AR104 Breed Standards
- AR105 Conduct, Specifications, Soundness and Welfare of the Horse
- AR106 Shoeing Regulations, Artificial Markings and Appliances
- AR107 Requirements for Competition Management
- AR108 Time Outs
- AR109 Falls
- AR110 Abbreviations of Class Specifications/Junior Exhibitor/Amateur Requirements/Ages
- AR111 Protective Headgear
- AR112 Numbers and Appointments

### **SUBCHAPTER AR-2 PUREBRED ARABIAN BREEDING/GELDING IN-HAND SECTION**

- AR113 Conduct
- AR114 Appointments
- AR115 Penalties/Eliminations
- AR116 Procedure
- AR117 Specifications
- AR118 Breeding/Gelding In-Hand Championships
- AR119 Get of Sire and Produce of Dam
- AR120 Most Classic Arabian
- AR121 Classic Head

### **SUBCHAPTER AR-3 HALF-ARABIAN/ANGLO-ARABIAN BREEDING/GELDING**

#### **IN-HAND SECTION**

- AR122 Conduct

### **SUBCHAPTER AR-4 PERFORMANCE HALTER SECTION**

- AR123 General
- AR124 Procedure

### **SUBCHAPTER AR-5 PERFORMANCE CLASSES**

- AR125 General Performance Classes
- AR126 General Performance Championships

### **SUBCHAPTER AR-6 PARK HORSE SECTION**

- AR127 Conduct
- AR128 Appointments
- AR129 Qualifying Gaits
- AR130 Park Horse Class Specifications

**SUBCHAPTER AR-7 ENGLISH PLEASURE SECTION**

AR131 Conduct

AR132 Appointments

AR133 Qualifying Gaits

AR134 English Pleasure Class Specifications

**SUBCHAPTER AR-8 COUNTRY ENGLISH PLEASURE SECTION**

AR135 Conduct

AR136 Appointments

AR137 Qualifying Gaits

AR138 Country Pleasure Class Specifications

**SUBCHAPTER AR-9 HUNTER PLEASURE SECTION**

AR139 Conduct

AR140 Appointments

AR141 Qualifying Gaits

AR142 Hunter Pleasure Class Specifications

**SUBCHAPTER AR-10 WESTERN PLEASURE SECTION**

AR143 Conduct

AR144 Appointments

AR145 Qualifying Gaits

AR146 Western Pleasure Class Specifications

**SUBCHAPTER AR-11 LADIES SIDE SADDLE SECTION**

AR147 Conduct

AR148 Appointments

AR149 Qualifying Gaits

AR150 Ladies Side Saddle Class Specifications

**SUBCHAPTER AR-12 MOUNTED NATIVE COSTUME SECTION**

AR151 Conduct

AR152 Appointments

AR153 Qualifying Gaits

AR154 Mounted Native Costume Class Specifications

**SUBCHAPTER AR-13 ENGLISH SHOW HACK SECTION**

AR155 Conduct

AR156 Appointments

AR157 Qualifying Gaits

AR158 English Show Hack Class Specifications

**SUBCHAPTER AR-14 WORKING HUNTER SECTION**

AR159 Conduct

AR160 Judging

AR161 Courses

AR162 Height of Obstacles

- AR163 Appointments
- AR164 Working Hunter Class Specifications
- AR165 Divisions and Championships
- AR166 Working Hunter Championship Ties

### **SUBCHAPTER AR-15 JUMPER SECTION**

- AR167 Conduct
- AR168 Scoring Tables and Faults
- AR169 Jumper Course Requirements
- AR170 Appointments
- AR171 Jumper Class Specifications

### **SUBCHAPTER AR-16 DRESSAGE SECTION**

- AR172 Conduct
- AR173 Dressage Classes Breaking Ties

### **SUBCHAPTER AR-17 SPORT HORSE SECTION**

- AR174 Purpose
- AR175 Conduct of Classes
- AR176 Sport Horse In-Hand Classes
- AR177 Sport Horse Scoring In-Hand Procedures
- AR178 Sport Horse Under Saddle and Show Hack Class Procedures
- AR179 Sport Horse In-Hand Appointments
- AR180 Sport Horse Under Saddle Appointments
- AR181 Sport Horse Show Hack Appointments
- AR182 Sport Horse Qualifying Gaits
- AR183 Sport Horse Class Specifications
- AR184 Sport Horse Showmanship

### **SUBCHAPTER AR-18 EVENTING SECTION**

- AR185 General

### **SUBCHAPTER AR-19 CARRIAGE PLEASURE DRIVING SECTION**

- AR186 General

### **SUBCHAPTER AR -20 COMBINED DRIVING SECTION**

- AR187 General

### **SUBCHAPTER AR-21 FORMAL DRIVING SECTION**

- AR188 Conduct
- AR189 Tack
- AR190 Qualifying Gaits
- AR191 Formal Driving Class Specifications

### **SUBCHAPTER AR-22 PLEASURE DRIVING SECTION**

- AR192 Conduct
- AR193 Tack

AR - ARABIAN DIVISION

AR194 Qualifying Gaits

AR195 Pleasure Driving Class Specifications

### **SUBCHAPTER AR-23 COUNTRY PLEASURE DRIVING SECTION**

AR196 Conduct

AR197 Tack

AR198 Qualifying Gaits

AR199 Country Pleasure Driving Class Specifications

### **SUBCHAPTER AR -24 ROADSTER SECTION**

AR200 Conduct

AR201 Appointments

AR202 Qualifying Gaits

AR203 Arabian Roadster Class Specifications

### **SUBCHAPTER AR-25 COMBINATION CLASSES SECTION**

AR204 Conduct

AR205 Tack and Gaits

AR206 Combination Class Specifications

### **SUBCHAPTER AR-26 WORKING WESTERN SECTION**

AR207 Conduct

AR208 Appointments

AR209 General Scoring -Ties

AR210 Reining Horse - General

AR211 Reining Horse Patterns

AR212 Reining Horse Class Specifications

AR213 Working Cow Horse General Conduct

AR214 Working Cow Horse Class Specifications

AR215 Reined Cow Horse - General

AR216 Reined Cow Horse - Conduct

AR217 Reined Cow Horse Class Specifications

AR218 Cutting General Conduct

AR219 Western Riding General Conduct

AR220 Ranch Horse Riding

### **SUBCHAPTER AR-27 WESTERN DRESSAGE**

AR221 Western Dressage

### **SUBCHAPTER AR-27 WESTERN OR ENGLISH TRAIL HORSE SECTION**

AR222 Trail Horse - General

AR223 Trail Course Designers

AR224 Trail Mandatory Obstacle Dimensions

AR225 Trail Definitions

AR226 Trail Scoring General

AR227 Trail Scoring Penalties

AR228 In-Hand Trail Requirements

- AR229 Trail Scoring Procedures
- AR230 Western or English Trail Appointments
- AR231 In-Hand Trail Appointments
- AR232 Western or English Trail Horse Class Specifications
- AR233 Western or English In-Hand Trail Class Specifications
- AR234 Walk-Jog Trail Class Requirements

### **SUBCHAPTER AR-29 EQUITATION SECTION**

- AR235 Regulations For All Seats
- AR236 Hunter/Jumping Seat Equitation
- AR237 Saddle Seat Equitation
- AR238 Western Seat Equitation
- AR239 Western Horsemanship
- AR240 Class Conduct
- AR241 Rider Position
- AR242 Rider Position in Extended Gaits
- AR243 Appointments
- AR244 Tests from which judges must choose
- AR245 Reining Seat Equitation
- AR246 Dressage Seat Equitation
- AR247 AHA Medal Class Requirements

### **SUBCHAPTER AR-30 SHOWMANSHIP SECTION**

- AR248 General
- AR249 Class Conduct
- AR250 Judging Guidelines
- AR251 Tests from which the Judge may choose
- AR252 Showmanship Faults

### **SUBCHAPTER AR-31 WALK-TROT/WALK-JOG SECTION**

- AR253 Class Requirements
- AR254 Conduct
- AR255 Appointments
- AR256 Qualifying Gaits
- AR257 Walk-Trot/Jog Equitation Class Specifications
- AR258 Walk-Trot/Jog Pleasure Class Specifications
- AR259 Walk-Trot Dressage Class Specifications
- AR260 Sport Horse Under Saddle Walk-Trot 10 & Under
- AR261 Walk-Jog Trail Class Specifications
- AR262 Walk-Trot Cross Rails Class Specifications
- AR263 Short Stirrup Reining Class Specifications

### **SUBCHAPTER AR-32 LEADLINE SECTION**

- AR264 General
- AR265 Conduct
- AR266 Appointments

**SUBCHAPTER AR -33 GYMKHANA SECTION**

AR267 General

AR268 Appointments

AR269 Penalties

AR270 Pole Bending Class

AR271 Barrel Class

**SUBCHAPTER AR-34 MISCELLANEOUS SECTION**

AR272 Versatile Horses

AR273 Pairs English or Western

CHAPTER AR Purebred Arabian, Half-Arabian, and Anglo-Arabian Division; Arabian Division, herein.

For further information regarding the conduct of Arabian competitions, contact the Arabian Horse Association (AHA), 10805 E. Bethany Drive, Aurora, CO 80014, (303) 696-4500 or [www.arabianhorses.org](http://www.arabianhorses.org)

## **SUBCHAPTER AR-1 GENERAL SECTION**

### **AR101 General**

1. In the event the Arabian division or section rule makes a clear exception to a general rule, or clearly departs from a general rule, the Arabian Division or section rule shall govern; in all other instances, USEF General Rules Chapters 1-13 shall take precedence.
2. For rules not covered in the USEF rulebook in regard to Arabian Competitions, the following chapters of the current AHA Handbook govern.
  - a. Chapter 11 AHA Recognized Qualifying shows and Events
  - b. Chapter 12 AHA Open Qualifying Competitions
  - c. Chapter 16 Arabian Breeders Sweepstakes Program
  - d. Chapter 17 National Breeding and In-Hand Futurity Program
  - e. Chapter 18 National Performance Futurity and Maturity Program
 (Exceptions: local classes, local futurities/maturities, restricted-area jackpots, local sweepstakes.) The Handbook is available through AHA or can be viewed on the AHA website at: [www.arabianhorses.org](http://www.arabianhorses.org).
3. AHA Score sheets referenced throughout this division may be obtained by contacting AHA in writing or by downloading from the AHA website: [www.arabianhorses.org](http://www.arabianhorses.org)

### **AR102 Eligibility to Compete**

1. Purebred Arabian Horses shown in the Arabian Division must have been issued a certificate of registration from either the Arabian Horse Registry of America, Inc., the Arabian Horse Association as a Purebred Arabian and/or the Canadian Arabian Horse Registry as a Purebred Arabian (or in the case of a foreign entry, which has not been issued said certificate of registration, have been issued a Competition Visa by the Arabian Horse Association).
2. Half-Arabian/Anglo-Arabian Horses shown in the Arabian division must have been issued a certificate of registration from the International Arabian Horse Association or the Arabian Horse Association or the Canadian Partbred Arabian Registry as a Half-Arabian or Anglo-Arabian.
3. Purebred Arabian, Half-Arabian and Anglo-Arabian horses, if under one year of age, must be eligible for registry, and registration applied for and must be entered under their full registered name.

### **AR103 AHA Exhibitor Membership and Competition Entry Requirements**

1. Each competitor in an Arabian Horse Association recognized Arabian Division, at the time of entry into a competition, must submit a copy of a valid AHA membership/Competition card, join AHA or pay an AHA Single Event Membership fee per competitor.
  - a. When an agent signs for the owner at an AHA recognized competition, both the owner and agent must be members of AHA or pay the AHA Single Event Membership.
  - b. Single Event Membership is not acceptable at AHA Regional or National competitions.
  - c. Exhibitors in Walk-Trot classes are exempt from AHA Membership requirements at qualifying competitions, but must have an AHA Membership with Competition Card at AHA Regional and National competitions.
  - d. Exhibitors in Lead Line classes or Parents/Guardians signing for minors are exempt from AHA Membership requirements.
2. A copy of the registration papers showing the current owner of record with the Arabian Horse Association must be submitted with the entry form at the time of making entry; competition management is responsible for notifying exhibitors of this requirement.
  - a. Exception: Horses under one year of age that are eligible for registry and registration applied for. (Only weanlings that have had registration applied for may show without registration papers.)
  - b. Upon request a copy of the registration papers will be returned when exhibitors pick up their numbers. In the

case of a sale or lease, it is required that a contract of the sale or lease, or statement from owner be submitted with the copy of the registration papers.

## **AR104 Breed Standards**

1. Purebred Arabians: Comparatively small head, profile of head straight or preferably slightly concave below the eyes; small muzzle, large nostrils, extended when in action; large, round, expressive, dark eyes set well apart (glass eyes shall be penalized in Breeding classes); comparatively short distance between eye and muzzle; deep jowls, wide between the branches; small ears (smaller in stallions than mares), thin and well shaped, tips curved slightly inward; long arched neck, set on high and running well back into moderately high withers; long sloping shoulder well laid over with muscle; ribs well sprung; long, broad forearm; short cannon bone with large sinew; short back; loins broad and strong; croup comparatively horizontal; natural high tail carriage. Viewed from rear, tail should be carried straight; hips strong and round; well muscled thigh and gaskin; straight, sound, flat bone; large joints, strong and well defined; sloping pasterns of good length; round feet of proportionate size. Height from 14.1 to 15.1 hands, with an occasional individual over or under. Fine coat in varying colors of bay, chestnut, grey and black. Dark skin, except under white markings. Stallions especially should have an abundance of natural vitality, animation, spirit, suppleness and balance.
2. Half-Arabian/Anglo-Arabians: The head should be attractive, with an eye that reflects a good disposition and character; withers well defined, coupled with a strong back that will easily carry and hold a saddle; shoulders and pasterns sloping and conducive to a free, light springy gait and long stride; feet, sound and strong, well conformed. True and straight forward action, winging and paddling to be penalized. The tail carriage is preferably high.
3. Half-Arabians/Anglo-Arabians may be of any size and may show characteristics of any other breed.

## **AR105 Conduct, Specifications, Soundness and Welfare of the Horse**

1. All horses, except horses entered in Sub-Chapter 29 Equitation and Sub-Chapter 30 Showmanship classes, must be serviceably sound.
  - a. All horses must be in good condition. Horses with loss of sight in one eye may compete in any class except Breeding/Gelding In-Hand classes and Sport Horse In-Hand Classes.
  - b. The official veterinarian's decision, if requested by the judge as to the serviceable soundness of a horse (i.e., whether the horse shows evidence of lameness, broken wind, or complete loss of sight in either eye), will be final for the purpose of awarding ribbons in the class for which he has been called.
2. No horse may compete in a class in the Arabian Division with a tail carriage that has been altered in any manner or by any means. Violations of this rule are considered serious infractions, because such alterations constitute misrepresentations of the breed type.
3. Ginger, Capsaicin and Other Irritants.
  - a. No horse may compete in a class in the Arabian Division with any chemical or other Irritant of any kind present on its anus, vulva, rectal area or vaginal area, regardless of the origin of the irritant and whether it was applied or its presence resulted from dietary, environmental or unknown origins, and whether the horse's tail carriage was affected by its presence.
  - b. The trainer (See GR147 Trainer Definition and GR404 Responsibility and Accountability of Trainers), owners, and their agents, of a horse entered to compete in a class in the Arabian Division are insurers of the horse's condition and compliance with this Rule, and accordingly they are responsible and accountable for safeguarding the horse and controlling its diet and environment prior to, during and following the class, and at the time of the sampling provided for below, so as to prevent exposure to a chemical or other irritant of any kind, regardless of its origin, whether exposure was intentional, and whether the horse's tail carriage was affected by its presence. These individuals/entities are subject to charges of rule violation should the sampling and testing provided for below be positive for the presence of a chemical or irritant of any kind.



- c. Any trainer, owner, agent or other person who administers, attempts to administer, instructs, aids, conspires with another to administer, or employs anyone who administers or attempts to administer a chemical or other irritant of any kind onto the anus, vulva, rectal area or vaginal area of a horse entered to compete in a class in the Arabian Division shall be subject to penalties as provided for in f. below.
- d. The Federation may cause the collection of swab samples and have tested substances present on the anus, vulva, rectal area or vaginal area of horses following their exit from the ring, in connection with a class in the Arabian Division as follows:
1. The Federation shall choose all horses in such a class to be sampled, or may select one or more placings from the class for sampling, or may select some of the horses from such a class for sampling. In making such selections, the Federation will act on the advice of the Federation Drugs & Medications Administrator and may act on the request of competition management and/or a judge of the class but is not required to do so;
  2. After notification by the Federation that swab sampling will occur, competition management shall appoint only a licensed veterinarian or veterinarians to supervise the sampling, who may utilize technicians working under direct supervision of the veterinarian(s);
  3. That this veterinarian/veterinarian(s) work under the Federation Drugs and Medications Administrator's direction for these duties;
  4. Competition management shall ensure that the appointed veterinarian coordinates with the Federation Drugs & Medication Administrator to implement the chain of custody required by the laboratory for identifying the horse from which each sample was taken;
  5. Competition management shall ensure that the appointed veterinarian follows the instructions of the Federation Drugs and Medication Administrator by forwarding the samples for testing to the Iowa State University Laboratory or another comparable laboratory acceptable to the Federation, and shall implement the chain of custody required by the laboratory for transporting the samples to and from the laboratory and while at the laboratory.
  6. All results will be reported to the Federation Drugs & Medication Administrator only.
- e. The trainer, owner, and their agents of a horse competing in a class in the Arabian Division must submit to the above sample collections performed by representatives of competition management, and they must do so with no unnecessary delays. They must cooperate with the sample collection personnel as defined above exhibiting polite attitude and actions toward them and must assist them by helping to restrain the horse properly during the sample collections);
- f. In the event the Hearing Committee determines a violation has occurred, the trainer, owner and/or their agents each shall be subject to any and all penalties imposed by the Hearing Committee at its discretion pursuant to Chapters 6 & 7, including suspensions, fines, and the revocation and redistribution of winnings, notice or notices of which shall be published on Federation's website. The suggested minimum penalty for a first offense is the revocation of all the horse's winnings in connection with the entire competition in question, and a suspension of 60 days with a fine of \$2500. Subsequent violations of this rule by any of the above individuals/entities shall be subject to such greater penalties as determined at the discretion of the Hearing Committee.
4. Any action(s) against a horse by an exhibitor, which are deemed excessive by a judge, Federation steward or competition veterinarian, in the competition ring or anywhere on the competition grounds may be punished by official warning, elimination, or other sanctions which may be deemed appropriate by the show committee. Such action(s) could include, but are not limited to excessive use of whip, spurs, or bamboo poles.
  5. Judges must eliminate from judging consideration any horse which shows aggression or discontent toward its handler, rider or any person in the ring. A judge must order from the ring any rider, driver or handler who exhibits inappropriate or dangerous behavior or whose actions would in any way threaten the safety of any exhibitor, their

entries or the safety of class officials.

6. Horses showing signs of undue stress or inhumane treatment must be penalized. The exhibition of a horse that has a cut or abrasion showing clear evidence of fresh blood in the mouth, nose, chin, shoulder, barrel, flank or hip area must be considered to be ineligible to receive an award in that respective class. Judges must excuse from the ring any horse that possesses a whip mark (welt) on any portion of the horse. A whip mark or welt is an inflammation of skin and subcutaneous tissue resulting in a swelling and in extreme cases is an abrasion or laceration.
  - a. The cardinal signs of inflammation include heat, pain, (sensitivity to palpation) and swelling.
  - b. The judge(s)' finding of fact with respect to the presence or absence of a whip mark (welt) evident during a class shall be final and no appeal may be taken thereon.
  - c. In a class that is judged by more than one judge, if a judge in that class believes that an entry has a whip mark, that entry must be examined by all judges of that class and each judge must determine if a whip mark exists. If a majority of the judges of that class determine that a whip mark exists, then the entry must be excused from the ring, according to the specifications set forth in this Rule. If a majority of the judges determine there is not a whip mark, then each judge who is of the minority opinion shall have the authority to eliminate said entry from further consideration.

### **AR106 Shoeing Regulations, Artificial Markings and Appliances**

1. Any machine made shoe (keg), or handmade shoe made of magnetic steel, mild steel, aluminum, rubber or other non-metallic shoe is allowed. **Shoes made of tungsten carbide are prohibited.**
  - a. No part of the shoe may exceed the dimensions of 3/8 inch thick by 1 1/8 inches wide (nail heads and/or toe clips are not considered when measuring the shoe). Aluminum, rubber or other non-metallic shoes are exempt from the dimension requirements.
  - b. In the case of a bar shoe, there may be only one bar, **which must be either a straight bar, or an egg bar.**
    1. **A straight bar can be located anywhere within the circumference of the shoe.**
    2. **The egg bar is defined as an uninterrupted, oval shaped shoe.**
    3. A bar is part of the shoe and must not exceed the dimensions of 3/8" thick by 1 1/8" wide **at any point on the shoe**, nor may **the bar** extend below the ground surface of the shoe.
  - c. If a shoe band is used, it may be attached to **either** the shoe, or the pad if present.
2. **Shoeing restrictions based on age of horse or class in which exhibited.**
  - a. Horses less than two years of age must be shown barefoot.
  - b. Horses two years of age may be shown with a shoe in accordance with AR106.1 However, the use of a **bar shoe, or** pad(s) of any type or configuration between hoof and shoe is strictly prohibited.
  - c. **Horses three years old, may not have any type of bar shoe.**
3. Maximum **overall** length of toe is:
  - a. **4 3/4** inches for purebred Arabians.
  - b. **5 1/4** inches for Half-Arabians and Anglo- Arabians.
  - c. **The overall length of toe includes shoes and any pad(s) present.**
4. Method of measuring toe, **shoe and pad.**
  - a. Using a six (6) inch metal ruler, the length of the toe is determined by measuring the front of the hoof, in the center, from the **hairline** to the ground. **Hairline is considered the origin of the hair at the coronet band.**
  - b. **Shoes are measured with an accurate gauge.**
5. **Pads.**
  - a. The use of pad(s) (either full or partial, including rim) made of **rubber**, leather or plastic, is allowed.
  - b. **The introduction of a foreign material within or between the pad(s), between the pad and the shoe, or between the pad and hoof (other than accepted packing material such as oakum, pine tar, silicone, foam rubber etc.)**

designed to add additional weight or enhance action is strictly prohibited.

- c. Material with anti-concussive qualities (such as rubber, silicone, latex, etc.) may be used between the pad and hoof for additional support, provided such material does not extend beyond the inner rim (edge) of the shoe.
6. At the discretion of a judge or a steward officiating at a licensed Arabian competition, or Arabian classes in any Federation licensed competition, or at the request of the Show Committee (See GR1201 License - Operation of Competition) inspection of shoes, pad(s) and/or hoof length may be required.
  - a. Inspection shall include measuring the shoe, measurement of hoof length, and in the case of the presence of a pad, inspection of the pad(s).
  - b. Inspection may include but is not limited to, visual, x-ray, metal scan, or manual separation of pads.
  - c. Shoes and pads, if present, cast after entering or before exiting the arena in any class, not exempt from shoeing regulations, shall be inspected as described above by a licensed steward or judge officiating at the competition.
  - d. Any trainer, exhibitor and/or agent of a horse subject to the inspection each may request to be present and heard while said inspection is being performed by said licensed official(s).
  - e. Prior to any disqualification and/or other penalties imposed on a horse at a competition, the inspecting officials shall make reasonable efforts to notify and have present, the owner(s) and trainer(s) of said horse, or agent(s) at the inspection.
  - f. The inspecting officials shall take possession of any shoe, and/or pad(s) and measure the shoe with an accurate gauge and inspect pad(s). Measurement of hoof length shall be made in accordance with AR106.4 Method of Measuring Toe and Shoe.
  - g. In the event that the inspecting officials find a violation of the shoe measurement, hoof length and/or pad(s) rules the horse shall be disqualified for the remainder of the competition, and the owner shall be required to forfeit all prize money, sweepstakes and trophies, entry fees, ribbons, and points won at said competition by said horse.
  - h. Additionally, if any forbidden foreign material is found between the pad and/or shoe, or pad and hoof, within the pad, between any pad(s), and/or the pad composition is in violation of AR106.4.a the steward shall file a charge against the owner(s) and trainer(s) with the Federation Hearing Committee in accordance with GR604 Charges and a hearing shall be held in accordance with General Rules, Chapter 6.
    1. In the event the Hearing Committee determines a violation has occurred, the trainer, owner and/or their agents each shall be subject to any and all penalties imposed by the Hearing Committee at its discretion pursuant to Chapters 6 and 7, including suspensions, fines, and the revocation and redistribution of winnings. Notice or notices of which shall be published on the Federation's website. The suggested penalty is a minimum of 30 days and a maximum of one year suspension. Subsequent violations of this rule by any individuals/entities shall be subject to such greater penalties as determined at the discretion of the Hearing Committee.
    2. The horse and/or the owner may be suspended for any period of time specified by the Hearing Committee.
7. All horses competing in the Arabian Division Hunter, Jumper, Dressage, Dressage Seat Equitation, Western Dressage, Eventing, Combined Driving, Working Western, Reining Seat Equitation, Carriage Pleasure Driving and Sport Horse Sections shall be exempt from shoeing regulations. This does not exempt horses that are cross entered into any other classes from compliance with applicable shoeing requirements while competing in those classes. Sliding plates (which are only on the rear hooves) are not required to meet dimensions stated in AR106.1 while competing in classes outside the Working Western Section but the remaining applicable shoeing regulations within AR106 must be met.
8. Purebred Arabian horses must wear a long, natural, unbraided mane and/or tail (with or without clipped bridle path). Half-Arabian/Anglo-Arabian horses are not required to have a long mane and/or tail, but an unbraided mane and/or tail is mandatory. Exceptions: Horses shown with Hunter, Jumper, Show Hack, Sport Horse or Dressage appointments are permitted to show with a shortened, pulled, or braided mane and/or tail. Cutting horses may be

AR - ARABIAN DIVISION

shown with a roached/shaved mane. For Carriage Pleasure Driving see division chapter CP. All horses must have a natural unaltered, unset, and ungingered tail as described in AR105.3 - Ginger, Capsaicin, and other Irritants. *BOD 11/7/16 Effective 12/1/16*

9. Eyelashes shall not be removed.
10. Any change of color or markings other than mane, tail or hoof is prohibited. Competitors may not change the color or markings of the horse's hide and leg/body hair. Only clear grooming materials are allowed on the hide and leg/body hair. Materials may be used to remove stains.
  - a. The use of glitter on or in the mane, tail, hair or hooves is prohibited.
  - b. Breeding/In-Hand competitors may not change the natural color of the mane, tail or hoof. Only clear or transparent products may be used on the hooves of horses while being shown in Breeding/In-Hand classes. No product shall be applied to a horse's hoof to hide or conceal a conformation defect. *BOD 12/12/16 Effective 1/1/17*
  - c. Mane, Tail and Hoof color may be changed with color products for any class except Breeding/In-Hand classes.
  - d. Entries in Showmanship classes may use hoof "polish" that is not clear.
11. Horses must be shown without artificial appliances. Anything that alters the intended use of equipment as provided for in the description of appointments for a given class is considered to be an artificial appliance and is considered illegal tack while competing. This includes but is not limited to tongue ties, mouth ties, and/or nasal strips and tying and/or securing stirrups, stirrup leathers or foot in any manner to equipment.
12. Action produced by artificial methods shall be penalized. The use of chains, rollers or similar devices on the competition grounds during or before a competition are prohibited and the show committee shall bar violators from further participation for the remainder of the competition, and they shall forfeit all entry fees and winnings for the entire competition.
13. No horse may compete in a class in the Arabian or Half-Arabian/Anglo-Arabian Division with a tail carriage that has been altered. Violations of this rule are considered serious infractions, because such alterations constitute misrepresentations of the breed type.
  - a. The use of tail weights or a tourniquet to alter the circulation of the tail on the competition grounds during or before a competition are prohibited and the Show Committee shall bar the trainer and the horse found in violation of this rule from further participation for the remainder of the competition, and the owner(s) shall forfeit all entry fees and winnings for that horse for the entire competition.
  - b. Unless section rules differ, the tail can be loosely fastened to equipment except during competition.
14. Bandages and boots of any type are prohibited Exception: Boots and/or bandages are permitted on entries in Jumper, Reining, Working Cow, Cutting, Reined Cow Horse and Gymkhana classes. In Hunter Seat Equitation boots and conservative colored bandages are permitted.
  - a. Roadster horses have the option of using unweighted boots such as quarter boots or bell boots.
  - b. In the event of injury, the judge may permit a protective bandage. In the case of inclement weather, competition management may permit the use of bell boots and/or protective bandages on the front legs (Exception: Working Hunters, boots and bandages are prohibited. In the case of inclement weather, competition management may permit the use of bell boots only.
15. No item may be used inside or outside the ring while showing a horse except one whip per handler; **no metal attachments are permitted**. If whips are allowed, they must be no longer than 6' including the snapper or lash. (See specific sections on whip rules.) *BOD 11/7/16 Effective 12/1/16*
16. Ear plugs are allowed/permitted and are not considered an artificial appliance.
17. Electronic communication devices used for purposes of coaching exhibitors during a competition are prohibited in all classes in the Arabian Division. Exhibitors with a permanent hearing impairment are permitted to use an electronic communication device upon submission of a written certification from a treating medical professional's office certifying the permanent hearing impairment and certifying the requirement of an electronic communication device.

The medical certification must be provided to the competition Steward within a reasonable time prior to competing who shall attach a copy to the Steward report.

18. An exhibitor with a disability (other than hearing) will be provided reasonable accommodation upon submission of a written certification from a treating medical professional's office certifying the disability and identifying the accommodation necessary for the exhibitor to compete safely. The medical certification must be provided to the competition Steward within a reasonable time prior to competing who shall attach a copy to the Steward report.

### **AR107 Requirements for Competition Management**

1. Up to two classes with identical AHA codes (with the exception of all dressage classes) may be adjudicated concurrently in a single arena utilizing two judges with placings for each judge during an AHA/USEF Licensed Competition.
  - a. Working Hunter, Trail and Sport Horse In-Hand classes may be run on open cards. (Horses in Working Hunter classes would still have to be trotted for soundness for each class when required).
  - b. A split arena is considered more than one arena.
2. Competitions may offer classes restricted to Arabians and/or Half-Arabians and/or Anglo-Arabians. The breed restrictions must be clearly published in the prize list.
3. Futurity classes are unrated Classes. The procedures for conduct must be printed in the prize list or the Show Committee may state these classes are run under same specifications as Federation rated classes. These classes may not be designated qualifying classes for any Championship (Exception: Futurity Championships).
4. Classes may not be added to a competition following distribution of the prize list unless management notifies potential exhibitors in writing, by e-mail or by wire at least 5 days prior to the competition. Post entries must be accepted in such classes without a post entry penalty fee.
  - a. Arabian competitions are allowed to add additional classes as competition management deems necessary. If classes are added less than 5 days prior to the competition, competition management must advise exhibitors of the additions upon check in, post notices in the competition office, and make the appropriate announcements during the competition.
  - b. Any class on the AHA Class List or that is recognized by AHA can be added to an Arabian Competition as a To Be Announced "TBA" slot. If there are classes competition management do not want to offer then those classes competition management chose to exempt must be printed in the prize list. TBA time slots must be listed in the time schedule. A competition will be charged an AHA Fee, USEF will not charge a fee for any TBA slots added after the prize list has been published.
5. Cross entries are prohibited between the Country English Pleasure section and the English Pleasure section (this includes the Pleasure Driving and Country Pleasure Driving sections) at the same competition.
6. Cross entries between Country English or English Pleasure classes and English Pleasure or Country English Pleasure futurity classes at the same competition may be permitted at the discretion of competition management if so stated in the prize list.
7. Any performance class, except a championship class or classes which require individual tests, may be divided at management's discretion. When a class is divided,
  - a. Duplicate awards (including prize money) may be given, or
  - b. Management may direct that the top contestants from each group return to the ring for final adjudication.
  - c. If duplicate awards are given, horse and/or rider may not compete in more than one section of the class which has been divided.
  - d. When more than 40 horses or riders are entered in a performance class in which horses compete together, the class must be divided. The method of dividing classes is at management's discretion.
8. Half-Arabian/Anglo-Arabians may not be shown in the Arabian Division with Purebred Arabians unless permitted in



**AR - ARABIAN DIVISION**

- the prize list. (Exception: Carriage Driving, Combined Driving, **Dressage**, Gymkhana, Jumper, Hunter Hack, Working Hunter, Equitation, Showmanship, and Walk/Trot-Jog.)
9. Classes where Purebred Arabians are shown together with Half-Arabians/Anglo-Arabians will not count toward Federation Horse of the Year Awards, with the exception of the following classes: Carriage Driving, Combined Driving, Dressage, Gymkhana, Jumper, Hunter Hack, and Working Hunter.
  10. Half-Arabian/Anglo-Arabian stallions may show in Half-Arabian/Anglo-Arabian Classes and may also show in Arabian/Half-Arabian/Anglo-Arabian classes when Arabians and Half-Arabian/Anglo-Arabians compete together.
  11. Schooling Areas
    - a. A Licensed Competition must provide a sufficient area for schooling horses. A separate schooling area must be provided for each ring.
    - b. Adequate lighting must be provided in schooling areas used after dark.
    - c. **See AR159.1 Shows are encouraged to offer open schooling in the competition arena over the course material prior to the start of the competition. Schooling time should be made available where horses and riders can school over fences and at distances that approximate the show ring conditions. Shows may add and change distances and fences between schooling and actual classes. If a course is set not all of the fences need to be available for use during the schooling sessions. Schooling can be limited to particular fences and distances at the course designers discretion, however, the intent should be to ensure that sufficient fences are available, and set at appropriate distances that the exhibitors will be expected to show, to ensure that all exhibitors have a fair and equal chance to prepare for competition. If distances are changed from the schooling session to the competition these changes must be noted on the posted course. Competitions may charge a fee for schooling. BOD 1/16/16 Effective 12/1/16**
  12. Trail. A schooling area must be provided prior to and during trail classes with enough elements to adequately school a trail horse.
  13. Working Hunters. Schooling is permitted in accordance with GR834, GR835, GR837 and HU Appendix A
    - a. Working Hunters Schooling areas must contain adequate standards, jump cups and hunter type rails to make a minimum of a trotting fence, a vertical and an oxer.
    - b. FEI approved safety cups must be made readily available for each Working Hunter schooling area. Breakable pins such as wooden dowels are permitted only when safety cups are not available.
  14. Jumpers. See JP103 and Appendix A for complete Jumper Schooling Rules.
    - a. Schooling areas for jumpers must contain sufficient equipment to construct at least one vertical, one spread fence and one trotting fence.
    - b. Standards, jump cups and safety cups must also be made available. Breakable pins such as wooden dowels are permitted when no safety cups are available.
  15. Carriage Pleasure Driving. Horses and ponies competing in combinations such as a Pair, Tandem, Four-In-Hand/Multiple must be declared prior to the classes at the competition in which they plan to compete in order for points to accrue as a Pair, Tandem, Four-In-Hand/Multiple. Declaration forms are available at [http://www.usef.org/\\_IFrames/breedsdisciplines/discipline/allcpdriving/forms.aspx](http://www.usef.org/_IFrames/breedsdisciplines/discipline/allcpdriving/forms.aspx).

## **AR108 Time Outs**

1. A time-out is a suspension of judging which may be requested by a competitor or directed by the judge(s).
  - a. Except in classes which prohibit a time out, a competitor is entitled to request one time-out for a period not to exceed five minutes in aggregate in order to make obvious adjustments, repair broken equipment, rectify a similar condition, or to replace a shoe.
  - b. The penalty for exceeding the allowed time out is for the entry to be excused.
  - c. To request a time-out the competitor must go to the center of the ring (if possible) and or be acknowledged by

the judge. The announcer will declare that a request for time-out has been made and permission granted; time will be taken from the moment such announcement is made.

- d. If a horse casts a shoe in a class, time starts (after measuring and/or gauging has concluded, if applicable) when the farrier or his assistant touches the shoe or the horse. No more than three minutes will be allotted to find a shoe; if the shoe is not found, the exhibitor may elect to continue or withdraw. If a horse is removed from the ring for the purposes of shoeing, the steward or judge shall accompany and remain with the horse until it is returned to the ring or excused from the class.
  - e. Two attendants are permitted in the ring to assist a competitor during his/her time-out. If at the expiration of five minutes the repair has not been made, the competitor may proceed as is or be eliminated.
  - f. The steward or judge is responsible for timing unless an official timer is present.
  - g. Competitors who are not involved in a time-out may make minor adjustments that can be performed with the assistance of one attendant and not be charged with a time-out. Minor adjustments do not include replacing shoes.
  - h. At any time the judge(s) considers it necessary he/she may call for a time-out. Said time-out may be charged to a competitor that, in the judge's opinion, is responsible for the suspension of judging as long as the competitor is so informed by the judge prior to calling the class back to order.
2. Exceptions include:
- a. Eventing, Dressage or Driving divisions; see specific division rules.
  - b. Time-outs are not permitted in the Dressage division including Dressage Seat Equitation.
  - c. While competing in a jumping (Working Hunter, Hunter Hack, Jumping, or Hunter Seat Equitation) class, if a rider's chin strap becomes unfastened, the rider may stop, re-fasten the chin strap and continue his/her round without penalty or elimination. A judge may, but is not required, to stop a rider and ask them to refasten a chin strap which has become unfastened, again without penalty to the rider.
  - d. Working Hunter: In cases of broken equipment or loss of shoe, rider may either continue without penalty or be eliminated. In the case of the jump(s) falling over due to weather or act of God, the rider must remain in the ring until receiving instructions from the judge(s) or be eliminated. In this instance, the decision of the judge(s) is final. No Time Outs will be allowed.
  - e. Jumper: Broken Equipment. In cases of broken equipment or loss of shoe, the rider must continue if he wishes to avoid penalty, or may retire. No Time Outs will be allowed Hunter Seat Equitation: In cases of broken equipment or loss of shoe, the competitor must continue or be eliminated. This applies to over obstacles and on the flat. No Time Outs will be allowed.
  - f. Reining Seat Equitation, Horsemanship, Western Seat Equitation, Reining, Trail, Reined Cow Horse, Working Cow, Cutting, and Western Riding, no Time Outs will be allowed

## **AR109 Falls**

1. The fall of horse and/or rider does not disqualify the competitor unless due to bad manners of the horse except as stated for specific classes.
2. A rider is considered to have fallen when he is separated from his horse that has not fallen, in such a way as to necessitate remounting or vaulting into the saddle. See Reining and Reined Cow horse for descriptions of fall in those classes.
3. A horse is considered to have fallen when the shoulder and haunch on the same side have touched the ground or an obstacle and the ground (See definitions below for Reining and Reined Cow Horse.)
4. DRESSAGE: In the case of a fall of horse and/or rider the competitor will be eliminated.
5. ENGLISH SHOW HACK: Entries will be eliminated by any fall of horse or rider during the class.
6. GYMKHANA: Fall of horse or rider – disqualification.
7. HUNT SEAT EQUITATION: Over Obstacles. Fall of horse and/or rider -elimination.

AR - ARABIAN DIVISION

8. HUNTER SEAT EQUITATION NOT TO JUMP: The fall of horse and/or rider in a Hunter Seat Equitation not to jump class will result in elimination. If the elimination occurs during a ride-off (or in final section of a class with preliminary sections) the competitor is placed last of all chosen for the ride-off.
9. JUMPER: The first fall of horse or rider results in elimination, except in classes in which special rules apply. (Fault and Out, Top Score, etc.)
10. REINED COW/WORKING COW HORSE Fall of horse or rider - 0 score. A horse is considered to have fallen to the ground when the hip and shoulder are touching the ground and all four feet are extended in the same direction. Rider has fallen when he or she is no longer astride the horse.
11. REINING: Fall to the ground by horse or rider - 0 score. A horse is deemed to have fallen when its shoulder and/or hip and/or underline touches the ground.
12. REINING SEAT/WESTERN SEAT EQUITATION/HORSEMANSHIP: Fall of horse and/or rider is elimination.
13. SADDLE SEAT: The fall of horse or rider does not necessarily cause elimination, but is penalized at the judge's discretion.
14. TRAIL A fall of a horse and/or rider - 0 score
15. WESTERN PLEASURE: Fall of horse or rider – elimination.
16. WESTERN RIDING: A fall of a horse and/or rider will result in a score of zero.
17. WORKING HUNTER: Fall of horse or rider elimination.

## AR110 Abbreviations of Class Specifications/Junior Exhibitor/Amateur Requirements/Ages

1. The following abbreviations, as defined, will be used to describe class specifications in each section of the Arabian Division. Refer to GR1306 & GR1307, for complete amateur rules.
  - a. JOTR,D/H - Junior Owner to Ride, Drive/Handle.
  - b. JTR,D/H - Junior Exhibitor to Ride, Drive/Handle.
  - c. AAOTr,D/H - Adult Amateur Owner to Ride, Drive/Handle.
  - d. AOTR,D/H - Amateur Owner to Ride, Drive/Handle.
  - e. ATR,D/H - Amateur to Ride, Drive/Handle, ,
  - f. AATR,D/H - Adult Amateur to Ride, Drive/Handle.
  - g. AOTS - Amateur Owner Trained and Shown.
2. Achievement Leveling Program
  - a. The following class sections may be offered at Federation Regular Arabian Competitions, AHA Regional Championship Competitions, and AHA National Championship Competitions. (see AHA Achievement Leveling Chart in the AHA Handbook for below definitions):
  - b. Open- Select Open, Choice Open and Elite Open
  - c. Amateur- Select Amateur, Choice Amateur, Elite Amateur and Prime Time Amateur
  - d. Youth- Select Youth, Choice Youth, Elite Youth, Walk-Trot/Jog
  - e. Achievement point requirements for each level/category will be determined each year by the AHA Competition Advisory Committee and will be posted on the AHA website prior to December 1 of the next competition year.
  - f. AHA compilation of Achievement Points will govern rider eligibility for each level/category. AHA Achievement Points will include all points earned from the 2002 competition year forward.
  - g. When Leveling classes are offered a rider may enter their appropriate level **or opt to enter a higher level instead.** A show may elect to allow exhibitors to enter their appropriate achievement level and/or any higher level(s) (all appropriate qualifications would be required, if applicable). **Riders who are deemed Choice by their leveling points may not level down to Select. In addition, Elite riders may not level down to Choice or Select.** In Working Western Classes where levels are run concurrently, a show may elect to allow riders to enter up (not down) in all



levels in which appropriate qualifications and entry fees are applied in any circumstance. *BOD 1/16/16 Effective 12/1/16*  
*BOD 11/7/16 Effective 12/1/16*

3. AOTS - Amateur Owner Trained and Shown. Classes may be offered in any section and specifications must follow those of the amateur class within that section. Exhibitors, attendants, and handlers must meet the specifications for amateur status (refer to GR1306 and GR1307). Horses are not to have been professionally trained and/or shown by a professional for a period of one year immediately prior to the competition (riding and driving instruction for the owner to be excluded). In addition, horses are not to be exhibited, prepared, groomed or schooled with the aid of or by a professional while on or off the competition grounds immediately before or during the competition. Assistance by other amateurs is permitted. Horses may be stabled with a professional during the competition, and hauled by a professional. Professional help for situations relevant to safety is permitted. Owner must sign as owner, trainer, and rider/driver/handler on the USEF/AHA entry blank.
4. Amateur Owner Classes
  - a. Horses entered in amateur owner and junior owner classes must be registered in the name of the competitor or a member of the competitor's family, as defined by AR110.4.d .e (Horses registered in a farm/ranch/syndicate/ partnership/corporation name may be shown in Amateur Owner classes provided the family is the sole owner of the farm or entity as defined by AR110.4.d .e The sale of a horse does not eliminate this registration requirement. (Contracts of Sale or Bill of Sale will not be accepted in Owner classes.)
  - b. Every competitor must be an amateur and the owner, or an amateur member of the owner's family
  - c. Owners' classes may be restricted to riders, drivers or handlers who are no longer eligible to compete as a junior exhibitor.
  - d. Combined ownership is not permitted in Owner's or Amateur Owner's classes unless all owners are members of the same family. Leased horses are not eligible. (Contracts of Sale or Bill of Sale will not be accepted in Owner Classes.)
  - e. For competition purposes the term family includes **the following: spouse**, parent, step-parent, child, step-child, brother, sister, half brother and sister, aunt, uncle, niece, nephew, **step-brother and sister, grandparents and grandchildren**, and in-laws of the same relation as stated above. *BOD 1/16/16 Effective 12/1/16*
5. Classes
  - a. An Open class is open to horses of any age, size or sex regardless of previous awards received, in accordance with Arabian Competition Rules. Classes divided by sex of horse (mares, stallions, geldings) or previous awards (maiden, novice, limit) may also be held and will utilize Open class specifications.
  - b. OPEN - classes may be titled: Open, Maiden, Novice, Limit, Stallions, Mares, Geldings, or Championship of any combination or variety. Judging criteria will be on open gaits and open specifications.
  - c. AMATEUR – classes may be titled: AT – (Amateur to Ride/Drive/Handle); AAT- Adult Amateur to (Ride/Drive/ Handle); JT - Junior to (Ride/Drive/Handle); AOT - Amateur Owner To (Ride/Drive/Handle); AAOT - Adult Amateur Owner To (Ride/Drive/Handle); JOT – Junior Owner to (Ride/Drive/Handle); Amateur Select, AOTS – Amateur Owner Trained and Shown; Championship, Stallions, Mares, Geldings, Maiden, Novice, Limit or any combination or variety. Judging criteria will be on amateur gaits and amateur specifications.
  - d. LADIES, GENTLEMEN (May be listed as open or amateur). Judging criteria will be on amateur gaits and amateur specifications.
  - e. JUNIOR HORSE - Classes for horses (five years old and under) - classes may be titled: Junior Horse, Maiden, Novice, Limit, Stallions, Mares, Geldings, or Championship of any combination or variety. Judging criteria will be on junior horse gaits and junior horse specifications.
6. Junior Exhibitor– Age
  - a. An individual who has not reached his 19th birthday as of December 1st of the previous calendar year which is the start of the current competition year.

AR - ARABIAN DIVISION

- b. The age of an individual on December 1st (of the previous calendar year) will be maintained throughout the entire competition year.
  - c. Persons born on December 1st (of the previous calendar year) assume the greater age on that date.
  - d. If a competition is in progress on any November 30th, junior status at the start of the competition will be maintained throughout that competition.
  - e. Junior exhibitors may show in Ladies to Ride and Gentlemen to Ride classes unless prohibited in the prize list.
  - f. All Junior Exhibitors are considered amateurs for competition purposes.
  - g. DR119.3 does not apply.
7. Adult Amateur Exhibitor Classes – Age
- a. For the Arabian Division, adult amateurs are defined as those no longer eligible to compete as junior exhibitors. DR119.3 does not apply.
  - b. Every adult amateur contestant that has reached his 19th birthday as of December 1st of the previous calendar year must hold amateur status.
    - 1. Every person who has reached his/her 19th birthday and competes in classes for amateurs under Federation rules must possess current amateur certification issued by the Federation. This certification must be available for inspection or the competitor must have lodged with the competition secretary, at least one hour prior to such class. An application form for such certification may be obtained from the Federation. Certification will be issued only on receipt of the application properly signed and is revocable at any time for cause.
    - 2. Regardless of one's equestrian skills and/or accomplishments, a person is an amateur for all competitions conducted under Federation rules who after his/her 19th birthday, has not engaged in any activities which would make him/her a professional. See GR1306 for listing of activities.
  - c. In the Reining Division, amateur status will be determined per Reining Division Non Pro Conditions; see amateur status NRHA.
  - d. For professionals wishing to be re-classified as amateurs, see GR1306.9.
8. Maiden, Novice and Limit Horse or Rider/Driver classes are open to horses or riders/drivers which have not won one/three/six first place ribbons respectively at Arabian Divisions/Competitions in that particular performance section in which they are shown.
- a. Ribbons won within a section do not count in reckoning Maiden, Novice, Limit status if the horse or rider transfers to a new section (e.g., English Pleasure section to Western Pleasure section).
  - b. For determining Maiden/Novice/Limit status for the Sport Horse In-Hand, Sport Horse Under Saddle and Sport Horse Show Hack shall each be considered separate sections.
  - c. Ribbons won in one-horse classes do not count in reckoning the Maiden, Novice, Limit, or **Leveling (Select, Choice, Elite)** status of rider/driver/handler.
  - d. **Ribbons won in one-horse classes do not count in reckoning the Maiden, Novice, or Limit status of the horse. BOD 1/16/16 Effective 12/1/16**
9. Maiden, novice and limit rider/driver classes may be held using specifications from any of the performance sections in the Arabian Division.
10. Junior exhibitors may show in Ladies and Gentlemen classes unless prohibited in the prize list.
11. Stallions may be shown in Ladies' or Junior Exhibitors' classes unless prohibited in the prize list (Exception: Stallions are prohibited in Walk-Trot/Jog and Lead-Line classes).
12. Horse - Age
- a. For competition purposes any horse is considered to be one year old on the first day of January following the actual date of foaling.
  - b. Some breed/disciplines may, for purposes of eligibility to compete, use the actual age of the animal (of foaling date).

- c. Arabian competitions, for purposes of eligibility to compete or to assign order of go, may use the actual foaling date of the horse.
- d. A Senior performance horse is one that is 6 (six) years of age or older.
- e. Senior Breeding or In-Hand classes are open to horses (3) three years of age and older.
- f. A Junior performance horse is one that is 5 (five) years of age or younger.
- g. Junior Breeding or In-Hand classes are open to horses 2 (two) years of age and younger.

### **AR111 Protective Headgear**

1. It is the tradition of the competition ring that riders and drivers be correctly attired for the class in question, that attendants be neatly dressed and horses be properly presented.
2. Except as may otherwise be mandated by local law riders in all Working Hunter, Jumper, Hunter Hack, and all Hunt Seat Equitation classes (not to jump or over obstacles and when jumping anywhere on the competition grounds, must wear properly fastened protective headgear which meets or exceeds ASTM (American Society for Testing and Materials)/SEI (Safety Equipment Institute) standards for equestrian use and carries the SEI tag or BSI/BS EN Standard. It must be properly fitted with harness secured. A Show Committee must bar riders without protective headgear from entering the ring for classes in which protective headgear is required and may bar any entry or person from entering the ring if not suitably presented to appear before an audience.
3. Any rider violating this rule at any time must immediately be prohibited from further riding until such headgear is properly in place. For all exhibitors competing in the Working Hunter section or Hunter Seat Equitation section, if a rider's chin strap becomes unfastened, the rider may stop, re-fasten the chin strap and continue his/her round without penalty or elimination. A judge may, but is not required to stop a rider and ask them to refasten a chin strap which has become unfastened, again without penalty to the rider. Members of the Armed Services or the Police may wear the Service Dress Uniform.
4. Any exhibitor may wear protective headgear (ASTM/SEI or BSI/BS EN) and/or a protective safety vest, specifically designed for use in equestrian sport in any division or class without penalty from the judge. The Federation recommends that the vest meet or surpass the current ASTM or BSI/BS EN standard or be certified by the Safety Equipment Institute.
5. See specific sections for protective headgear requirements.
6. See DR120 for protective headgear requirement in Dressage.
7. When cross entry by rider or horse/rider combination is permitted between Dressage, Dressage Seat Equitation, Working Hunter, Jumper, Hunter Hack or Hunter Seat Equitation and other Arabian classes at a competition, the above stated headgear requirements apply only to the designated warm up and competition areas or when the competitor is actually warming up for the specific class.
8. Except as may otherwise be mandated by local law, the Federation strongly encourages all riders, while riding anywhere on the competition grounds, to wear protective headgear with harness secured which passes or surpasses ASTM (American Society for Testing and Materials)/SEI (Safety Equipment Institute) standards for equestrian use and carries the SEI tag or BSI/BS EN. It is the responsibility of the rider, or the parent or guardian or trainer of the junior exhibitor to see to it that the headgear worn complies with appropriate safety standards for protective headgear intended for equestrian use, and is properly fitted and in good condition, and the Federation, Show Committee, and Licensed Officials are not responsible for checking headgear worn for such compliance.
9. The Federation makes no representation or warranty, express or implied, about any protective headgear, and cautions riders that death or serious injury may result despite wearing such headgear as all equestrian sports involve inherent dangerous risk and as no helmet can protect against all foreseeable injuries.

## AR112 Numbers and Appointments

1. Competitors must display the correct number which must be clearly visible while performing in any class unless otherwise stated in the prize list. Competitors may be penalized at the discretion of the judge.
2. Numbers to be supplied by management. A number card for each competitor must be provided.
  - a. For Dressage: A separate number must be issued for each horse. This is an exception to DR126.1.j.(4) Horses or riders are required to display only one number and may not be penalized for displaying only one number.
  - b. Dressage: Exhibitors may use bridle tag numbers on one or both sides of the bridle. Back numbers, or armband numbers may be used. Dressage Seat Equitation exhibitors must use back numbers.
3. Equitation: Numbers must be worn on the rider's back and must be clearly visible at all times when in competition. (Exception: Exhibitors in reining seat equitation section may place number on the left side, both sides of the saddle pad or on the rider's back.)
4. Driving classes may attach the number to the back of the vehicle.
5. Working Western and Trail may place number on the left side, both sides of the saddle pad or on the rider's back.
6. Unless prohibited by section rules, Side saddles are permitted for ladies in all sections of the Arabian Division; appointments to be appropriate for the seat ridden.
7. Extremes of temperature or climate conditions as well as locale or time of day may modify the requirements for attire specified in various sections of this rule.
8. Arabian Division competitors are not required to have a distinguishable heel on their boots/shoes while riding anywhere on the competition grounds.
9. For all junior horse performance classes, all snaffle bits must have a round, egg butt or "D" shaped ring with no attachments to the headstall or reins through a hook (except for keepers for a full cheek snaffle when section rules allow a full cheek). Additional rules for snaffle bits are found within the sections under specifications for Junior horse classes.
10. Gag bits are prohibited (Exception: Jumper classes).
11. In the interest of safety for horses with long tails, a short, inconspicuous braid or knot may be made in the end of the tail, permitting it to be fastened to the show vehicle. Exception: Carriage Pleasure Driving.
12. In Formal Driving, Pleasure Driving, Country Pleasure Driving classes **and** at the discretion of the competition management, one header per horse may be utilized to ensure the safety of the exhibitors. Headers must be properly attired. A plain unmarked smock, **business attire or appropriate show attire** is required.
13. In Roadster driving attendants are not permitted except in amateur or Junior Exhibitor classes. *BOD 11/7/16 Effective 12/1/16*

## SUBCHAPTER AR-2 PUREBRED ARABIAN BREEDING/GELDING IN-HAND SECTION

### AR113 Conduct and Procedures

1. The following procedures shall be followed in all Breeding/In-Hand classes, including Gelding In-Hand classes with the exception of Sport Horse Classes; see Subchapter AR16
2. At all AHA Regional and National level competitions, the order of go shall be determined and posted by the birth date oldest to youngest, including post entries. The procedure (for selecting the order of go) may be used at other licensed competitions at the discretion of competition management. All In-hand classes will be conducted as Breeding and Gelding In-Hand Classes.
3. It is mandatory that competitions using the Arabian Halter Judging System must use the Arabian Halter Judging System Score Sheets and that the scores be posted within an hour of the end of the session in which the final section of the class is held. AHA score sheets may be obtained by contacting AHA in writing or email or may be downloaded from the AHA website, [www.arabianhorses.org](http://www.arabianhorses.org).

## AR114 Appointments

1. Tack: A suitable headstall (with or without a bit) equipped with a throatlatch or a leather stable halter is mandatory. Horses braided must be shown in Hunter, Show Hack, or Dressage tack or a leather stable halter. (See AR140, AR156, and DR121.)
2. A whip or crop is optional, at the discretion of the handler. One whip or crop per handler allowed, however, whips are not mandatory and handlers are allowed to use items such as grass, hat and/or treats to maintain horse's attention. Whips are to be no longer than 6' including snapper/ lash/appendage. Small appendages (no more than 12 inches in length) of ribbon, plastic, etc. are permitted.
3. Attire: It is the tradition of the competition ring that handlers be correctly attired for the class in question, that attendants be neatly dressed and horses be properly presented.

## AR115 Penalties/Eliminations

1. There can be no contact of the whip to the horse, any contact shall result in elimination from judging consideration by the Judge. "Intimidation": A horse that appears to be intimidated by its handler will be penalized. This may include but is not limited to, crouching, cowering, quivering, withdrawing and buckling their knees. Judge(s) may excuse any entry deemed in violation of any of these restrictions.
2. A Breeding/In-Hand competitor must be eliminated for: (also see AR105 Soundness and Welfare.)
  - a. Removal of eyelashes,
  - b. Changing the natural color of the mane and/or tail (AR106)
  - c. Applying a product to a horse's hoof to hide or conceal a conformation defect. Only clear or transparent products may be used on the hooves of horses while being shown in Breeding and/or In-Hand classes.
3. An entry must be penalized for:
  - a. Excessive amounts of oil, grease or other similar substances.
  - b. Balding the area around the eyes or proximal to the muzzle and nostrils.
  - c. Excessive use of the whip or actions that may disturb other entries.

## AR116 Procedure

1. The following procedures shall be followed in all Breeding/In-Hand classes. Exception: Sport Horse In-Hand Classes see AR176
2. A horse must be handled and shown throughout an entire class by only one and the same person, except that a substitute handler may be used if, during a class, the original handler becomes ill or is injured. Time allowed for the change of handler shall be in accordance with AR108 Time Out Rules No handler may show more than one horse per class.
3. Handlers are expected to keep a reasonable clearance between horses and judges should modify the alignment of horses to achieve that clearance. Further judging will not commence until the Call Judge approves the placement and spacing of all horses.
4. Breeding/In-Hand horses are not to be stretched. A horse is considered not stretched if all four feet are flat on the ground and at least one front and one rear cannon bone is perpendicular to the ground.
5. All class entrants must be in a "controlled paddock" outside the ring until entering the ring individually in the designated order of go. A "controlled paddock" is an area designated by show management outside the competition ring for Breeding/Gelding In-Hand classes. The USEF steward and/or the Show Commission shall supervise this area. Only one specified person appointed by the show committee shall be in the controlled paddock to assist with the entrance(s) into the arena.
6. Competition management shall have the option of choosing a or b of the following class procedures:
  - a. In the Ring Class Procedure.
    1. Judging begins when the first horse enters the ring. From the moment the horse enters the ring its movement



is being evaluated and scored.

2. The horse shall enter at a trot, and at the handler's discretion may either proceed directly along the rail, or trot a counterclockwise circle at the in-gate end of the arena and then proceed along the rail to the far end of the arena. Upon each horse reaching the designated position at the far end of the arena they are to remain relaxed. The judge(s) will then ask for the next horse to enter the ring. When all horses have entered the ring the horses shall be asked to walk collectively counter-clockwise and/or clockwise past each (and all) judge(s). They shall walk in a relaxed manner on a loose lead with the handler at the side of his horse, whips down. The lead line must maintain a discernible drape and the handler must not place his hand on the chain or close enough to in any way restrict the natural head and neck motion. The handler may not unnecessarily impede the forward motion of the horse while at the walk. Following the cessation of the walk all horses shall relax within the ring and only the horse "on deck" shall be prepared to show. Each horse shall be led to the judge(s) at the walk and presented for judging. In order to satisfy a proper presentation to the judge, horses should stand correctly, bearing weight on all four feet (not stretched), in a quiet and deliberate manner. Following the evaluation by the judge(s), horses shall walk away from the judge(s), and then strike a trot before turning left and proceeding counter clockwise down the rail. They shall resume their relaxed position at the end of the arena. The scores for all categories will be completed, recorded, and may be announced at this time.
  3. When using the in the ring class procedure only the horse "on deck" shall be allowed to prepare for its presentation to the judge(s). Preparation shall include controlled circling and positioning the horse for presentation to the judge(s). The only shanking allowed shall be limited to an unruly horse in order to regain control. All other exhibitors must remain relaxed within the ring or they shall be penalized. Judge(s) may excuse any entry deemed in violation of any of these restrictions.
- b. Exit the Ring Class Procedure.
1. The horse shall enter at a trot, and at the handler's discretion may either proceed directly along the rail, or trot a counterclockwise circle at the in-gate end of the arena and then proceed along the rail to a designated point by the judges. The horse shall then walk in a relaxed manner on a loose lead with the handler at the side of his horse, whips down. The lead must maintain a discernible drape and the handler must not place his hand on the chain or close enough to in any way restrict the natural head and neck motion. The handler may not unnecessarily impede the forward motion of the horse while at the walk. Each horse shall be led to the judge(s) at the walk and be presented for judging. In order to satisfy a proper presentation to the judge(s), horses should stand correctly, bearing weight on all four feet (not stretched), in a quiet and deliberate manner. Following the evaluation by the judge(s), horses shall walk away from the judge(s), and then strike a trot. At the handler's discretion they may trot a counter clockwise circle and then proceed towards the exit. The scores for all categories will be completed, recorded, and announced at this time. The horse shall be excused from the ring to the controlled paddock where it shall remain until the placings are announced, and the next horse shall enter promptly and be presented accordingly until the class is completed.
- c. Combined Ring Procedure.
1. The class entrants must be in a "controlled paddock" outside the ring until entering the ring. The horses will enter the ring clockwise, one at a time at the trot and/or the animated walk. They will continue clockwise around the ring at the trot and/or animated walk at the direction of the ring steward. Once all of the horses are in the ring, they will be asked to walk around the ring or a shortened version of the ring as directed by the ring steward. The horses will be excused from the ring at the end of the walk to the "controlled paddock". Then the horses will enter the ring individually in the designated order of go. (AR113.2).
  2. See Exit the Ring procedure for remainder of class proceedings.

### **AR117 Specifications**

1. Horses must be serviceably sound i.e., horse must not show evidence of lameness, broken wind or complete loss of sight in either eye.
2. Transmissible weaknesses shall be considered a serious fault in breeding stock. Colts and stallions two years old and over must have both testicles descended.
3. A wry tail or one carried in an unnatural fashion is a breeding fault, and judges must consider it as a fault in adjudicating breeding and in-hand classes.
4. Colt/Stallion, Filly/Mare Breeding Classes. Emphasis shall be placed in the following order of importance: type, conformation, suitability as a breeding animal quality, movement, substance, manners, and presence. When Colt/Stallion and Geldings are judged together, Geldings shall not be judged on suitability as a breeding animal.
5. Gelding In-Hand classes may be offered. To be shown and judged under the same provisions procedure as the Breeding classes.
6. Gelding In-Hand Classes. Emphasis shall be placed in the following order of importance: conformation, type, quality, movement, substance, manners, and presence.

### **AR118 Breeding/Geldings In-Hand Championships**

1. Show Champions and Reserve Champions shall be at least two years old and are selected as follows. In a Breeding/In-Hand section of the Arabian Division, the Junior, Senior or Show (Grand) Championship will be awarded to one of the horses which has placed first in a qualifying class. Qualifying classes for championships must be designated in the prize list. After the Championship has been awarded, the horse which has placed second in the qualifying class to the horse awarded the Championship shall compete with the remaining first place winners for the Reserve Championship. If a Show (Grand) Championship class is held, the Senior Champion and the Reserve Senior Champion as well as the top two ranking two-year-olds will be eligible to compete. (Exception: Purebred Arabian, Half-Arabian/Anglo-Arabian yearling geldings may compete for Champion Gelding.
2. Walking horses quietly on the rail is optional at the judge's discretion.
3. All AHA Regional Championship and AHA National Championship classes are limited to eligible 1 year olds (yearlings) and older.

### **AR119 Get of Sire and Produce of Dam**

1. In Get of Sire and Produce of Dam classes for the get/produce of a Purebred Arabian, Half-Arabian or Anglo-Arabian sire or dam, each entry shall be comprised of at least two offspring, which may be Purebred Arabian, Half-Arabian or Anglo-Arabian, entered under the same name of the sire or dam, one handler per offspring. More than one entry per sire or dam shall be permitted in the same class.
2. To be shown and judged as Breeding/ In-Hand classes except a walk or trot is optional, at the judge's discretion. Ribbons to each horse comprising an entry which receives an award. Use of Arabian Score Sheets is not required.
3. Emphasis is to be placed upon reproductive likeness, uniformity, quality of breed characteristics, conformation and similarity.

### **AR120 Most Classic Arabian**

1. Open to Purebred Arabian stallions, mares and geldings, two years old and older.
2. To be shown In-Hand at an animated walk and trot both directions of the ring. Horses should enter the ring at a trot and remain on rail during the judging. Individual horses may be pulled into the center of the ring for further judging. Only the first place ribbon is to be awarded.
3. Emphasis is placed upon type, presence, animation, carriage and conformation.

## **AR121 Classic Head**

1. Open to Purebred Arabian stallions, mares and geldings. When only one Classic Head class is offered, the entries shall be two years old and over.
2. Horses must be shown in a plain, unmarked sheet or cooler.
3. To enter the ring at a walk and line up for further inspection.
4. The head shall be comparatively small with the profile of the head straight or preferably slightly concave below the eyes. The muzzle shall be small with large nostrils, extended when in action. The eyes shall be large, round, expressive and dark, set well apart. Glass eyes shall be penalized. There should be comparatively short distance between the eye and the muzzle with deep jowls, wide between the branches. Correctness of bite must be considered. The ears shall be small (smaller in stallions than mares), thin and well shaped, tips curved slightly inward.

## **SUBCHAPTER AR-3 HALF-ARABIAN/ANGLO-ARABIAN BREEDING/GELDING IN-HAND SECTION**

### **AR122 Conduct**

1. Classes to be conducted in accordance with Subchapters AR-1 and AR-2 except as stated otherwise in this Subchapter.
2. Classes will be judged on conformation, quality, substance and Purebred Arabian type, in that order. The Half-Arabian or Anglo-Arabian may show characteristics of any other breed. The foregoing first named three qualities shall take precedence in adjudication of Breeding/Gelding In-Hand classes over Purebred Arabian breed type.
3. Half-Arabian/Anglo-Arabian stallions must not enter classes offered for geldings. (Exception: HA/AA Stallions may enter classes for HA/AA Halter geldings only if no stallion class is offered and the horse is a yearling or younger.)
4. Half-Arabian and Anglo-Arabian Breeding/Gelding In-Hand classes may be divided at the discretion of competition management into Stock/Hunter or Saddle/Pleasure type. Once a horse has shown in Stock/Hunter type in-hand or Saddle/Pleasure type in-hand that horse may not show in in-hand classes for the other type at that competition if the classes are divided as to type. Competition management is encouraged to offer separate Championship classes for each type, but the Championship classes may be combined at competition management's discretion.
  - a. Each of the conformation types have been developed with specific goals and standards in mind. In no case should any one type be considered by breeders or owners as a handy place to put less than ideal individuals of another conformation type. Conformation type is determined by the breeding and conformation characteristics, including way of moving displayed by the horse.
  - b. Stock type horses display the conformation qualities necessary for Western events. Hunter type horses should display the conformation qualities necessary for all hunter seat events. Horses of this type carry their head and neck lower than the Saddle/ Pleasure type horse. It is shown in a more relaxed fashion and stance. When in motion the horse has a forward frame. The Stock/Hunter type should be a horse of substance, exhibiting ground-covering motion without excessive elevation.
  - c. Saddle type horses display the conformation qualities necessary for Saddle Seat English type events. Pleasure type horses should display the conformation qualities necessary for any pleasure type event except Western Pleasure and Hunter Events. Horses of this type carry a high set-on neck of sufficient length and set onto the head in such a way as to allow the horse to set up in the bridle properly, and should exhibit a free flowing and animated trot. The Saddle/Pleasure type should be a refined horse that is more animated than a Stock/Hunter type.
  - d. A Half Arabian or Anglo Arabian entered in the split in-hand sections of stock-hunter or saddle-pleasure at a competition is not eligible to cross enter into classes of the other group at that competition. The two groups shall consist of: Group #1 the Stock-Hunter In-Hand division shall include the following classes: Western Pleasure,



Working Western classes, Hunter Pleasure and Working Hunter classes. Group #2 the Saddle-Pleasure In-Hand division shall include the following classes: English Pleasure, Country English Pleasure, Park and all Driving classes. Exception: Horses entered in Carriage Pleasure Driving classes may enter in Group #1 or Group #2, but may not enter in both groups at the same competition.

- e. Exhibitors are encouraged to show their horses in a manner and style consistent with the horse's type. Bridle or other suitable headstall consistent with the horse's type is acceptable (Throatlatch mandatory). Horses shown braided must be shown in Hunter, Show Hack, or Dressage tack respectively) or in a leather stable halter.

## **SUBCHAPTER AR-4 PERFORMANCE HALTER SECTION**

### **AR123 General**

1. Performance Halter classes (See also AR-1, AR-2 and AR-3)
2. Open, Amateur and Junior Exhibitor classes may be held. Classes will not be split by age. Exception: "Prospect" class for horses two and under at the discretion of show management. Classes must be separated by Arabian and Half-Arabian/Anglo-Arabian. In addition, they must be separated by stallion, mare and gelding. All horses three years of age and older must have been entered and shown in a performance class at the same show as the one in which the performance halter class is being held, or have completed an AHA or AERC sanctioned Endurance ride or a Competitive Trail Ride recognized by AHA or sanctioned by an AHA recognized Competitive Trail riding organization in the past 90 days. Horses qualifying via Endurance or Competitive Trail must present dated proof of completion to the show secretary. If classes are held in conjunction with an AHA or AERC sanctioned Endurance ride or a Competitive Trail riding organization, all registered Arabian and Half-Arabian/Anglo-Arabian horses entered in the ride are eligible to compete.
3. No whips or other attention getting devices are allowed.
4. Horses will be presented in a relaxed and dignified manner. Horses should be positioned with their weight squarely on their feet, not stretched. Horse shall be presented for judging, in a relaxed manner.
5. Horses will be judged using the Arabian Performance Halter Score Sheet, with the results based on the total scores. Shows must post the results no later than one hour after completion of the class.
6. A horse will be eliminated and excused, if it:
  - a. is crouching, cowering, buckling at the knees, sweating, trembling, racing backwards or sideways to escape their handlers or other behavior indicating fear, stress or intimidation. This rule will be strictly enforced;
  - b. exhibits any welt or swelling that look like a whip mark, regardless of how this was caused;
  - c. is obviously limping or of impaired gait;
  - d. horse (AR109.3) has fallen;
  - e. (AR105.6) for inhumane treatment and undue stress.
7. A horse may be disqualified, penalized and/or excused for the following:
  - a. exhibits disruptive behaviour such that it or other horses are unable to be inspected by the judge;
  - b. exhibits behaviour such that the safety of it, the handler, an exhibitor, a judge, or another horse is in danger;
  - c. is not under the control of the exhibitor;
  - d. breaks lose from the exhibitor;
  - e. shanking is not permitted.
8. Horses may be shown in a traditional style Arabian show halter, a Western style show halter, or a leather stable halter. Horses may be shown in bridles appropriate to their performance divisions.
9. Horses may be shown braided if braiding is appropriate for their performance division(s). Braiding is not required.
10. Exhibitors may wear any clothing appropriate to the show ring that they feel best represents their horse, and allows them to show their horse to his/her best advantage. Suits or riding habits are not required.

11. Chains through the mouth are not permitted. A chain or leather strap under the chin, or leather pieces connecting the two sides of the halter under the chin, are permitted.

12. No whips, schooling devices, "bagging", shakers, noisemakers or aids of any kind are permitted. *BOD 1/16/16 Effective 12/1/16*

### **AR124 Procedure**

1. Shows may use either "in the ring" or "exit the ring" procedures as identified under AR116.6a and AR116.6b.

2. For Purebred Performance Halter for a colt/stallion, filly/mare and gelding classes emphasis is placed in the following order: athletic structure, breed type, quality, balance and substance, neck and shoulder, back, loin and hip, legs and feet, movement.

3. For Half Arabian/Anglo Arabian Performance Halter for filly/mare and gelding classes emphasis is placed in the following order: athletic structure, quality, balance and substance, neck and shoulder, back, loin and hip, legs and feet, and movement.

4. For definitions/rules/restrictions not covered herein refer to Subchapters AR-1, AR-2, and AR-3. *BOD 1/16/16 Effective 12/1/16*

## **SUBCHAPTER AR-5 PERFORMANCE SECTION**

### **AR125 General Performance Classes**

1. In all classes where horses compete collectively (except in Roadster) all horses shall be worked at all required gaits both directions of the ring unless otherwise described by class specifications, and will be asked to reverse direction at either the walk (normal, collected, or extended), jog trot, or trot (normal or collected).

At the judge's discretion, horses shall change from any gait to any other gait as listed in class specifications.

Judges are required to consider the performance at each gait equally in adjudicating performance classes.

2. Work-Offs will be judged as a separate class and horses must be tied for placings being considered in that work-off. Work-Offs may be called for by the judge for any or all placings. All horses chosen for a work-off must be worked both ways of the ring at any gait listed in class specifications and requested by the judge. An exhibitor choosing to not complete the work-off for any reason has the option of lining up and receiving the last ribbon awarded in the work-off.

3. The following provisions shall apply for only the classes in the following sections: Park Section, English Pleasure Section, Country English Pleasure Section, Carriage Pleasure Driving Section, Formal Driving Section, Pleasure Driving Section, Country Pleasure Driving Section, Roadster Section, and Combination Class Section. When the judge calls for the lineup, exhibitors must continue in the same direction the class is working when bringing their entries to the lineup. Horses must come to the lineup at the gait requested. Judges must penalize entries that do not comply.

4. In the line up, horses must stand quietly and may be asked to back individually or as a group. **In driving classes requiring a reinback in the line up, the overcheck may be adjusted by the header but must remain fastened until the reinback has been completed.** *BOD 11/7/16 Effective 12/1/16*

5. Horses are not to stretch in the line up.

6. Stripping of horses is not permitted.

7. In any class where a full bridle is required or permitted a judge may not request that gaits be performed only on bridoon or curb.

8. In English Pleasure, Country English Pleasure, or English Show Hack classes, light contact must be maintained with all reins at all gaits.

9. Entries in Park, English Pleasure, Country English Pleasure, Combination and Saddle Seat Equitation classes; the transition from the trot to canter is not permitted.

10. Class specifications are listed in order of judging priority and are to be judged in the order given.

11. When a class is divided, A) duplicate awards (including prize money) may be given, or B) management may direct

that the top contestants from each group return to the ring for final adjudication (Exception: classes which require individual tests). If duplicate awards are given, horse and/or rider may not compete in more than one section of the class which has been divided. When more than 40 horses or riders are entered in a performance class in which horses compete together, the class must be divided. The method of dividing classes is at management's discretion.

### **AR126 General Performance Championships**

1. A Show Committee must designate all qualifying classes and can require any or all winners in a qualifying class at that competition to compete in a Performance Championship class provided this is stated in the prize list and the gaits required are the same as in the qualifying class. Any exhibitor failing to comply must forfeit all prize money in the qualifying class. If an exhibitor or trainer qualifies more than one horse for a Championship class he can elect to show only one.
2. To be eligible to show in a Performance Championship class, a horse must have been properly entered, shown and judged in one qualifying class at that competition in the same section. (This does not apply to AHA Regional and AHA National Championship Competitions.)
3. An entry which while performing in a qualifying class fails to qualify by reasons of equipment repair, shoeing time, illness (certified by the official veterinarian) or failure of a class to fill shall be permitted to pay double fee and make a post entry in another qualifying class in the section or if no subsequent qualifying class is available for such post entry, the horse shall be considered qualified for the Performance Championship class, provided the horse has previously been entered in the Championship. Exception: Dressage. (See also GR809.3)
4. To avoid divided Performance Championship classes, eligibility for a Championship class may be limited to ribbon winners in qualifying classes.
- 5 Any performance class, except a championship class, may be divided at management's discretion.

## **SUBCHAPTER AR-6 PARK HORSE SECTION**

### **AR127 Conduct**

1. Competitors enter the ring in a counterclockwise direction, at a trot.
2. The horse is to give a brilliant performance, with style, presence, finish, balance and cadence; with proper cadence and balance being paramount.

### **AR128 Appointments**

1. Tack:
  - a. Bridle shall be light, show type; either single curb, curb and bridoon, or pelham bit. Junior Horses are eligible to compete in single snaffles (defined as a smooth, rounded snaffle bit that is at least 3/8" in diameter as measured 1/2" from the ring, half cheeks permitted. The snaffle bit may be wrapped with Guardtex, Latex, Sealtex or similar materials.) No martingales or tie-downs.
  - b. English-type saddle required.
2. Attire:
  - a. Informal saddle seat attire is suggested; no hunt attire. Suggested are conservative colors such as black, blue, grey, beige or brown jacket with matching jodhpurs. Day coat with jodhpurs also permitted. Derby, soft hat or protective headgear required. Contrasting vests and/or ties are acceptable. Formal attire is suggested for classes held after 6:00 p.m. or Championship classes. Formal attire consists of tuxedo-type jacket and formal jodhpurs, boots and top hat; or dark saddle suit and derby.
  - b. Spurs, whip or crop optional at the exhibitor's discretion.

## **AR129 Qualifying Gaits**

1. Walk: A true, cadenced, four-beat walk, with horse collected. The motion should be brisk and vigorous with the horse showing animation and brilliance.
2. Trot: Animated, natural and cadenced, with impulsion and power from behind, the front airy and light. The animated natural trot is extremely bold and brilliant, characterized by free shoulder action. The trot should appear effortless and be executed willingly with apparent ease. The horse to have leg flexion with extension, (foreleg extending fully forward at full stretch with airy motion combined with hock action that is powerful and well raised, the hind leg being brought forward with a driving stride). The action should be balanced and cadenced. Loss of form due to excessive speed shall be penalized. The trot should be a true two-beat diagonal gait. Mixed gaits, pacing or racking must be considered major faults.
3. Canter: True, collected, animated, smooth and unhurried. The movement light and airy with more elevation than in Pleasure classes. The horse to be balanced, supple and mobile. To be straight on both leads. Loss of form due to excessive speed shall be penalized.

## **AR130 Park Horse Class Specifications**

1. OPEN. To be shown at a walk, trot and canter. To be judged on brilliant performance with proper cadence and balance, presence, quality, manners and conformation.
2. AMATEUR. To be shown at a walk, trot and canter. To be judged on brilliant performance with proper cadence and balance, manners, quality and suitability of horse to rider.
3. LADIES, GENTLEMEN. To be shown at a walk, trot and canter. To be judged on brilliant performance with proper cadence and balance, manners, quality and suitability of horse to rider.
4. JUNIOR HORSE. To be shown at a walk, trot and canter. To be judged on quality, brilliant performance with proper cadence and balance, and manners.

## **SUBCHAPTER AR-7 ENGLISH PLEASURE SECTION**

### **AR131 Conduct**

1. Competitors enter the ring in a counterclockwise direction, at the normal trot.
2. Light contact must be maintained with all reins at all gaits.
3. It is imperative that the horse gives the distinct appearance of being a pleasure to ride and display a pleasurable attitude. To this end, all gaits must be performed with willingness and obvious ease, cadence, balance and smoothness.

### **AR132 Appointments**

1. Tack:
  - a. Bridle shall be light, show type; either single curb, single snaffle, curb and bridoon or pelham bit. Junior Horse classes require a light, show type bridle; either single curb or single snaffle (defined as a smooth, rounded snaffle bit that is at least 3/8" in diameter as measured 1/2" from the ring, half cheeks permitted. The snaffle bit may be wrapped with Guardtex, Latex, Sealtex or similar materials), curb and bridoon or pelham bit. No martingales or tie-downs.
  - b. English-type saddle. No forward seat saddles allowed.
2. Attire:
  - a. Informal saddle seat attire is required; no hunt attire. Suggested are conservative colors such as black, blue, grey, beige or brown jacket with matching jodhpurs. Day coat with jodhpurs also permitted. Boots and derby, soft hat or protective headgear required. Contrasting hats, vests and/or ties are acceptable.
  - b. Spurs, whip or crop optional, at the exhibitor's discretion.

### **AR133 Qualifying Gaits**

1. Walk, a four-beat gait: Brisk, true and flat-footed with good reach.
2. Normal trot, a two-beat gait: To be performed at medium speed with moderate collection. The normal trot must be mannerly, cadenced, balanced and free-moving. Posting is required.
3. Strong trot, a two-beat gait: This trot is faster and stronger than the normal trot. It is performed with a lengthened stride, powerful and reaching, at a rate of speed which may vary between horses since each horse should attain his own strong trot in harmony with his own maximum natural stride. The horse must not be strung out behind. He should show moderate collection without exaggeratedly high action in front. He must present a willing attitude while maintaining form. The strong trot must be mannerly, cadenced, balanced and free-moving. Rider to post the trot.
4. Canter, a three-beat gait: Smooth, unhurried, with moderate collection, correct and straight on both leads.
5. Hand Gallop: The hand gallop is performed with long, free, ground covering stride under control. The amount of ground covered may vary between horses due to the difference in natural length of stride. The hand gallop is not a fast collected canter but a true lengthening of stride, correct and straight on both leads. Extreme speed to be penalized. There shall be a distinct difference between the canter and the hand gallop.

### **AR134 English Pleasure Class Specifications**

1. OPEN. To be shown at a walk, normal trot, strong trot, canter and hand gallop. To be judged on manners, performance, attitude, quality and conformation.
2. AMATEUR. To be shown at a walk, normal trot and canter. To be judged on manners, performance, attitude, quality, suitability of horse to rider, and conformation.
3. LADIES, GENTLEMEN. To be shown at a walk, normal trot and canter. To be judged on manners, performance, attitude, quality, suitability of horse to rider, and conformation.
4. JUNIOR HORSE. To be shown at a walk, normal trot and canter. To be judged on quality, performance, attitude and manners.

## **SUBCHAPTER AR-8 COUNTRY ENGLISH PLEASURE SECTION**

### **AR135 Conduct**

1. Competitors enter the ring in a counterclockwise direction, at the normal trot.
2. Light contact must be maintained with all reins at all gaits.
3. It is imperative that the horse gives the distinct appearance of being a pleasure to ride.
4. All gaits must be performed with willingness and obvious ease, cadence, balance and smoothness.
5. It is mandatory that horses be asked to halt on the rail, stand quietly, back and walk off on a loose rein at least one direction of the ring. A true flat walk must be demonstrated on a loose rein with horse's neck relaxed and head slightly lowered. Failure to demonstrate a true flat walk MUST be penalized.
6. A quiet, responsive mouth is paramount.
7. High action at the canter or trot must be penalized. Rider to post the trot.
8. Extreme speed at the canter or trot must be penalized.

### **AR136 Appointments**

1. Tack:
  - a. Bridle shall be light, show type; either single curb, single snaffle, curb and bridoon or pelham bit. Junior Horse classes require a light, show type bridle; either single curb or single snaffle (defined as a smooth, rounded snaffle bit that is at least 3/8" in diameter as measured 1/2" from the ring, half cheeks permitted. The snaffle bit may be wrapped with Guardtex, Latex, Sealtex or similar materials), curb and bridoon or pelham bit. No martingales

**AR** - ARABIAN DIVISION  
or tie-downs.

b. English-type saddle. No forward seat saddles allowed.

2. Attire:

a. Informal saddle seat attire is required; no hunt attire. Suggested are conservative colors such as black, blue, grey, beige or brown jacket with matching jodhpurs. Day coat with jodhpurs also permitted. Boots and derby, soft hat or protective headgear required. Contrasting hats, vests and/or ties are acceptable.

b. Spurs, whip or crop optional, at the exhibitor's discretion.

### **AR137 Qualifying Gaits**

1. Walk, a four-beat gait: To be true, flat-footed and ground covering.

2. Normal Trot, a two-beat gait: To be an overall balanced, relaxed, easy-going trot with elasticity and freedom of movement.

3. Strong Trot, a two-beat gait: To be faster with lengthened stride, maintaining balance, ease and freedom of movement.

4. Canter, a three-beat gait: To be smooth, unhurried, straight and correct on both leads.

5. Hand Gallop: To be a faster gait, lengthened stride and controlled, straight and correct on both leads.

### **AR138 Country English Pleasure Class Specifications**

1. OPEN. To be shown at a walk, normal trot, strong trot, canter and hand gallop. To be judged on attitude, manners, performance, quality and conformation.

2. AMATEUR. To be shown at a walk, normal trot and canter. To be judged on attitude, manners, performance, quality, conformation and suitability of horse to rider.

3. LADIES, GENTLEMEN. To be shown at a walk, normal trot and canter. To be judged on attitude, manners, performance, quality, conformation and suitability of horse to rider.

4. JUNIOR HORSE To be shown at a walk, normal trot and canter. To be judged on attitude, manners, quality, and performance.

## **SUBCHAPTER AR-9 HUNTER PLEASURE SECTION**

### **AR139 Conduct**

1. Competitors enter the ring in a counterclockwise direction at the trot.

2. Direct but light contact with the horse's mouth must be maintained at all gaits. Draped reins are incorrect. Direct contact means that there should be a straight line from the rider's hands to the horse's mouth.

3. To stand quietly and back readily.

### **AR140 Appointments**

1. Tack:

a. Bridle shall be light, show type; either snaffle, pelham, full bridle or kimberwicke bit acceptable. Browband/cavessons must be of hunter type. Junior Horse classes require a snaffle bit. (Snaffle bit is defined as snaffle bit of at least 3/8" diameter as measured 1/2" from the ring. The snaffle bit may be jointed, double jointed or unjointed. For all junior horse performance classes, all snaffle bits must have a round, egg butt or "D" shaped ring with no attachments to the headstall or reins through a hook (except for keepers for a full cheek snaffle when section rules allow a full cheek). Full cheek (with or without keepers), French and Dr. Bristol snaffle bits are permitted). The following are not permitted: ornamented bridles, browbands or cavessons, saddle seat style colored browbands/cavessons, figure eight, drop, or flash nosebands.

b. Breastplate or breast collar is optional.



- c. No martingales or tie-downs.
  - d. Type of English saddle is optional, but forward seat type saddle recommended. Saddle Seat type saddles are not allowed.
2. Attire:
- a. Informal attire is required. It includes a coat of conservative color (black, blue, gray, green, or brown, and conservative shades thereof) made of materials that are suitable for hunting. Discrete patterns such as tweeds, hounds tooth, jacquard, pinstripes or subtle plaids are allowed. Coats must be darker than the breeches or jodhpurs. Brocades, raised patterns, glossy/metallic/shiny fabrics or materials are not suitable for hunting. Ornamentation other than a stock or lapel pin, tie clip or tack, or monogram are not allowed on any item of attire. Gloves are optional, but if worn, must be of conservative color. Boots and conservatively colored hunting cap, derby, or protective headgear are mandatory. Nonconforming exhibitors must be severely penalized.
  - b. Spurs and crop or bat, no longer than 30" including lash are optional, at the exhibitor's discretion. (Exception: Side saddle)

### **AR141 Qualifying Gaits**

1. It is imperative that the horse give the distinct appearance of being a pleasure to ride and display a pleasurable and relaxed attitude. Compared to an English Pleasure, Country English Pleasure or Show Hack horse which is shown in an upright frame, the Hunter Pleasure horse should be in a longer, more rectangular frame, with a neck carried lower and in a more relaxed manner with less arch in the neck and less bend at the poll. The stride at every gait should be long, cover ground, and exhibit efficiency of movement. While some degree of carriage is appropriate in a Hunter Pleasure horse, a stride that is short, high, and round is not appropriate. Horses that are, for more than a few strides, high headed, ridden on a draped rein, not in an appropriate frame, on the forehand, short-strided, or behind the vertical must be severely penalized.
2. Suitability as a Hunter as found in AR142 means that the horse is in a frame suitable to take a jump safely and efficiently.
3. Walk, a four-beat gait: Straight, true and flat-footed. Regular and unconstrained with good reach.
4. Trot, a two-beat gait: Straight and regular. The trot should be mannerly, cadenced and balanced. To be performed at a medium speed with a free moving, long, ground covering, efficient stride that is not short, high, round, or choppy. Rider to post the trot.
5. Canter, a three-beat gait: Even, smooth, unhurried, correct and straight on both leads.
6. Hand Gallop: The hand gallop is performed with a long, free, ground covering stride. The amount of ground covered may vary between horses due to difference in natural length of stride. A decided lengthening of stride should be shown while the horse remains controlled, mannerly, correct and straight on both leads.

### **AR142 Hunter Pleasure Class Specifications**

1. OPEN. To be shown at a walk, trot, canter and hand gallop both directions of the ring. To stand quietly and back readily. To be judged on manners, performance, suitability as a Hunter, quality and conformation.
2. AMATEUR. To be shown at a walk, trot, canter and hand gallop both directions of the ring. To stand quietly and back readily. To be judged on manners, performance, suitability as a Hunter, quality and conformation.
3. LADIES, GENTLEMEN. To be shown at a walk, trot, canter and hand gallop both directions of the ring. To stand quietly and back readily. To be judged on manners, performance, suitability as a Hunter, quality and conformation.
4. JUNIOR HORSE. To be shown at a walk, trot, canter and hand gallop both directions of the ring. To stand quietly and back readily. To be judged on quality, performance, suitability as a Hunter, manners and conformation.

**AR143 Conduct**

1. Competitors enter the ring in a counterclockwise direction at the jog-trot.
2. Light contact with horse's mouth must be maintained at all gaits.
3. If bridles are to be checked, it is the sole decision of the judge to do so. The judge may designate the steward to check bridles at the out gate. Riders must dismount.
4. A Junior Western Pleasure horse shown in either a hackamore or snaffle must never have been shown in any Arabian Competition/Division Western Pleasure event in a bridle. (Except Trail, Reining, Reined Cow Horse and Working Cow Horses. See Sub-Chapters 26 and 27.)
5. For Western Pleasure performance criteria, see AR Western Pleasure Chart below.



WESTERN PLEASURE CHART	GOOD	MINOR FAULTS	MAJOR FAULTS	ELIMINATION
<b>WALK</b>	Ground covering Flat Footed Good attitude	Slow Not Attentive Fast	Nervous Jigging Not walking Intimidated walk	Two hands on reins (except when using snaffle/hackamore)  Unnatural tail carriage
<b>JOG</b>	Good movement Consistent Steady	Too slow Too fast Inconsistent rate & carriage	Not performing a two-beat jog Failing to jog both front and back Hard or rough riding Wogging Short stepping	Fingers between closed reins or more than one finger between split reins
<b>LOPE</b>	Good movement Consistent Steady	Too slow Too fast Inconsistent rate & carriage	Not straight Improper leads Luggin/pulling Not performing a three-beat lope	Kicking
<b>HAND GALLOP</b>	True lengthening of stride & frame	Too fast Inconsistent rate & carriage	Extreme speed No distinction in change of frame Obvious loss of control	Illegal equipment
<b>BACK</b>	Proper flexion Readily responsive Backs a straight line	Hesitating Not straight	Resistant Throwing head Gapping Pulling Refusal Rearing Failure to return to original place	Lameness
<b>GENERAL</b>	Uninterrupted gait Proper movement Obedient and soft Smooth Steady Proper flexion Balance Good attitude Self carriage	Over and under flexion Sour ears Switching tail Inconsistent speed Out of balance Poll too high or too low to throw horse out of balance Improper or incomplete appointments Transitions-excessive use of cues	Gaits not straight and true Agitated tail Throwing head Bad mouth Excessive use of bridle Gapping Constant breaking of gaits Obvious schooling Intimidation Undue stress	Cueing horse in front of cinch  Fall of horse or rider  Blood  Horse/rider interference with balance of class

**AR144 Appointments**

1. Competitors must be penalized for incomplete appointments, but not necessarily disqualified. Competitors must be eliminated for illegal equipment.
2. Tack:
  - a. Bridle. Any western type headstall without noseband in conjunction with any standard western bit shall be allowed. A standard western bit is defined as having a shank with a maximum length overall of 8 ½". The mouthpiece will consist of a metal bar 5/16" to ¾" in diameter as measured one inch in from the shank. The bars may be inlaid but must be smooth or latex wrapped. The bars may be encased in smooth 5/16" to 3/4" in diameter tubular barrels that rotate around the bars. Nothing may protrude below the mouthpiece (bar) such as extensions, prongs, or rivets designed to intimidate the horse. Rollers attached to the center of the bit are acceptable, and may extend below the bar. Jointed mouthpieces are acceptable and may consist of two or three pieces and may have one or two joints. A three piece mouthpiece may include a connecting ring of 1 ¼" or less in diameter or a connecting flat bar of 3/8" to ¾" (measured top to bottom with a maximum length of two 2"), which lies flat in the mouth, or a roller or port as described herein. The port must be no higher than 3 ½" with roller(s) and covers acceptable. Jointed mouthpieces, half-breeds, and spade bits are standard. Slip or gag bits, rigid donut mouthpieces and flat polo mouthpieces are prohibited. Roping bits with both reins connected to a single ring at center of crossbar shall not be used. Reins must be attached to each shank. Either a curb chain or flat leather chin strap must be at least ½" in width and lie flat against the jaws of the horse. No wire, rawhide, metal or other substance can be used in conjunction with or as part of the flat leather chin strap, or curb chain. Round, rolled, braided or rawhide curb straps are prohibited, except when used on a ring snaffle when applied below the reins. A light lip strap is permissible. See illustration in Western Division. Any rein design or other device which increases the effective length and thereby the leverage of the shank of a standard Western bit is prohibited (see WS105.2).
  - b. Junior horse classes require a snaffle bit or hackamore. Hackamore/ Bosal or standard snaffle are permitted in any class on horses five years old and under, unless prohibited in the prize list. A standard snaffle bit is defined as a center jointed single, rounded, unwrapped, smooth mouthpiece of 5/16" to ¾" diameter metal as measured from ring to 1" in from the ring with a gradual decrease to the center of the snaffle. The rings may be from 2" to 4" outside diameter of either the loose type, eggbutt, dee, or center mounted without cheeks. If a curb strap is used it must be attached below the reins. A hackamore includes a bosal rounded in shape and constructed of braided rawhide or leather and must have a flexible non-metallic core, attached to a suitable headstall. No other material of any kind is to be used in conjunction with the bosal, i.e., steel, metal or chains (Exception: smooth, plastic electrical tape is acceptable if applied in a smooth, untwisted manner). Attached reins may be of hair, rope, or leather. Both hands must be visible to the judge. Two hands may be used on hackamore (Bosal) and Western snaffle reins.
  - c. Split reins or closed reins are equally acceptable. Only one hand may be used on reins and hands must not be changed except to negotiate an obstacle in a Trail Horse Class. While working a cow in herd work and Limited Reined Cow Horse, it is legal to hold the reins and the romal in one hand (rein hand), while doing so, the other hand may be used to hold the saddle horn. Hand to be around reins. When ends of split reins fall on side of reining hand, one finger between reins is permitted. When using romal or when ends of split reins are held in hand not used for reining, no finger between reins is allowed. Rider may hold romal or end of split reins to keep them from swinging and to adjust the position of the reins provided it is held with at least 16 inches of rein between the hands.
  - d. Rope, riata and/or hobbles are optional.
  - e. Hackamore bits, cavesson type nosebands, martingales and tie-downs are prohibited.
  - f. Saddle: Any standard stock saddle with a horn is required, but silver equipment will not count over a good working outfit. Tapaderos may not be used.

## 3. Attire:

- a. Riders shall wear Western hat, long-sleeved shirt with any type collar, trousers or pants (one piece long sleeved equitation suit is acceptable provided it includes a collar); chaps, shotgun chaps, or chinks, and boots. A vest, jacket, coat, and/or sweater may also be worn. Competitors with incomplete attire must be penalized.
- b. Spurs are optional at the discretion of the exhibitor, whips are not allowed except with side saddle. (see GR1310 Dispensations).

**AR145 Qualifying Gaits**

The good Western pleasure horse has a comfortable free flowing stride of reasonable length in keeping with the individual's conformation. It should cover a reasonable amount of ground with little effort. Ideally, the horse should have a balanced, sweeping motion that requires no more than light contact by the rider. The head and neck serve as a balance arm and are carried in a relaxed, natural position appropriate for each individual's own conformation. Maximum credit should be given to the responsive, confident, willingly guided horse that performs all the required gaits correctly with strength and finesse. The horse should be balanced in all aspects; conformation, gait and disposition. Such a horse is an athlete that goes softly and gives the appearance of being fit and capable of the tasks. Ultimately, the horse is very eye appealing and gives the Impression of being a pleasure to ride. Light contact should be measured by a horse's response to the rider's hands, seat and legs and not merely by the tension in the reins. However, an excessively draped rein is just as undesirable as extremely tight rein. Subtle cues are desirable, while an absence of cues is not. The individual that willingly and quietly responds to subtle cues by the rider is performing with light contact. For performance criteria, see Western Pleasure Chart.

1. Walk, a four-beat gait: True, flat footed and ground covering.
2. Jog-Trot, a two-beat gait: Free, square, slow and easy.
3. Lope, a true three-beat gait: Smooth, slow, easy and straight on both leads.
4. Hand Gallop: A real hand gallop, not merely an extended lope, extreme speed to be penalized. There should be a distinct difference between the lope and the hand gallop.

**AR146 Western Pleasure Class Specifications**

1. OPEN. To be shown at a walk, jog-trot, lope and hand gallop. Extreme speed to be penalized. To be judged on manners, performance, substance, quality, conformation and attitude.
2. AMATEUR. To be shown at a walk, jog-trot and lope. To be judged on manners, performance, suitability of horse to rider, substance, quality, conformation and attitude.
3. LADIES, GENTLEMEN. To be shown at a walk, jog-trot and lope. To be judged on manners, performance, suitability of horse to rider, substance, quality, conformation and attitude.
4. JUNIOR HORSE. To be shown at a walk, jog-trot and lope. To be judged on substance, quality, performance, manners and attitude.

**SUBCHAPTER AR-11 LADIES SIDE SADDLE SECTION****AR147 Conduct**

1. Competitors enter the ring in a counterclockwise direction at the trot or jog-trot.
2. When entries warrant, it is recommended that sidesaddle classes be divided into English or Western.
3. Safety is of the utmost importance in tack and attire; judges should penalize exhibitors not conforming to good safety practices.
4. It is suggested that horses line up head-to-tail the length of ring.

5. Horses should back readily if requested by the judge and stand quietly.
6. Classes may be offered as follows:
  - a. ENGLISH (HUNTER, ENGLISH SHOW HACK, DRESSAGE, OR SADDLE SEAT)
  - b. WESTERN/ENGLISH (HUNTER, ENGLISH SHOW HACK, DRESSAGE, WESTERN OR SADDLE SEAT),
  - c. WESTERN. (WESTERN)

### **AR148 Appointments**

1. Tack
  - a. Bridle: Appropriate to style of attire.
  - b. Martingales or tie downs are prohibited.
  - c. Saddle: Appropriate sidesaddle, to style of attire.
2. Attire:
  - a. English (Hunter, English Show Hack, or Saddle Seat), Western or Period. If a shirt is worn as part of Western attire, it must be long sleeved. Jackets are allowed as part of any style attire. Skirt, divided skirt or apron, hat, and boots are required. Period attire is acceptable and encouraged to be researched as to the authenticity of the entire costume. Hat and boots required.
  - b. Spur, whip or crop optional, at the exhibitor's discretion.
  - c. Competitors must be penalized for incomplete appointments but not necessarily disqualified.

### **AR149 Qualifying Gaits**

1. A good ground-covering walk, a comfortable trot or jog-trot, and easy flowing canter or lope is desirable.
2. The side saddle horse should give the distinct impression that it is a comfortable mount to ride.
3. Transitions from one gait to another should be smooth and effortless. Riders may sit or post to the trot.

### **AR150 Ladies Side Saddle Class Specifications**

OPEN, AMATEUR. To be shown both directions at the walk, trot or jog-trot, canter or lope. Horses should back readily if requested by the judge and stand quietly. To be judged 85% on manners, performance, suitability, quality and conformation; 15% on appropriate side saddle attire. Manners and suitability of purpose shall be emphasized. (Suitability refers to the horse being suitable as a sidesaddle mount.)

## **SUBCHAPTER AR-12 MOUNTED NATIVE COSTUME SECTION.**

### **AR151 Conduct**

1. Competitors enter the ring in a counterclockwise direction at the canter.
2. Rider must have complete control of horse at all times.
3. It is suggested that horses line up head-to-tail the length of ring.
4. Horses shall stand quietly and back readily.

### **AR152 Appointments**

1. Tack
  - a. Bridle may consist of bit, hackamore or other suitable headstall. Safety is of the utmost importance in tack and attire. Decorations in keeping with colorful desert regalia shall be added to equipment.
  - b. No martingales or tie downs permitted.
2. Attire shall consist of native (Bedouin) type costume including flowing cape or coat, pantaloons, head dress, scarf or sash. No object may be carried in either or both hands other than reins, a portion of an aba, and/or a riding crop or whip. Spurs, whip or crop optional, at the exhibitor's discretion.

**AR153 Qualifying Gaits**

1. Walk, a four-beat gait: Brisk, true and flat-footed with good reach.
2. Canter, a three-beat gait: Smooth, unhurried, with moderate collection, correct and straight on both leads.
3. Hand Gallop: The hand gallop is performed with long, free, ground covering stride under control. The amount of ground covered may vary between horses due to the difference in natural length of stride. The hand gallop is not a fast collected canter but a true lengthening of stride, correct and straight on both leads. There shall be a distinct difference between the canter and the hand gallop.
4. Extreme or reckless speed to be penalized.

**AR154 Mounted Native Costume Class Specifications**

OPEN, AMATEUR, LADIES, GENTLEMEN. To be shown at a walk, canter and hand gallop. Extreme or reckless speed to be penalized. Horses should stand quietly and back readily. To be judged 75% on performance and manners; 25% on appointments.

**SUBCHAPTER AR-13 ENGLISH SHOW HACK SECTION.****AR155 Conduct**

1. Competitors enter the ring in a counterclockwise direction at the normal walk or normal trot.
2. Light contact must be maintained with all reins at all gaits.

**AR156 Appointments**

1. Tack:
  - a. Bridle shall be light, show type; either single snaffle, double (full) or pelham. Kimberwicke bit is permitted. Browbands and cavessons other than hunter or dressage types are prohibited. Unconventional tack such as figure eight, drop, or flash nosebands are not permitted.
  - b. English saddle of any type is required.
  - c. Martingales, breastplates not allowed.
  - d. Horses may show with a braided mane and/or tail.
2. Attire:
  - a. Acceptable Hack attire is required. It consists of conservatively colored coat, breeches and boots. A conservatively colored hunting cap, derby or protective headgear is mandatory. Formal attire consisting of white breeches, top hat and tails may be worn. It is usual to wear such attire after 6:00 p.m., or in Championship classes.
  - b. Spurs, whip or crop optional at the exhibitor's discretion.

**AR157 Qualifying Gaits**

1. An English Show Hack horse is not necessarily a Dressage horse, nor an English Pleasure horse of the Arabian Division. Elevation and high knee action are not to be emphasized. The English Show Hack is a suitable section for the well trained animal. The English Show Hack horse must be balanced and show vitality, animation, presence, clean fine limbs and supreme quality. Soundness is required. The collected and extended gaits must be called for; i.e., collected walk, extended walk, normal walk; collected trot, extended trot, normal trot; collected canter, extended canter, normal canter and hand gallop. The English Show Hack horse shall be able to perform all of these gaits with a noticeable transition between the normal, collected, and extended gaits. The horse must be under complete control and easily ridden. Obedience to the rider is of prime importance. If the horse exhibits clear transitions in a balanced and level manner, appearing to be giving a comfortable and pleasurable ride, he is performing correctly for this class.
2. To stand quietly and back readily. At the discretion of the judge, horses may be asked to halt and rein-back while on the rail.

3 Walk, a four-beat gait: Straight, true and flat-footed.

- a. Normal Walk: Regular and unconstrained, moving energetically and calmly forward.
- b. Collected Walk: Strides are shorter and higher than at the normal walk. The head approaches the vertical, but should never move behind it. Pacing is a serious fault.
- c. Extended Walk: The horse is allowed to lengthen frame and stride while rider maintains light rein contact. The horse should cover as much ground as possible without rushing.

4. Trot, a two-beat gait: Free-moving, straight, rider maintaining light contact with horse's mouth at all times.

- a. Normal Trot: Light, crisp, balanced and cadenced, with rider posting.
- b. Collected Trot: The horse's stride is shorter and lighter, maintaining balance and impulsion. The neck is more raised and arched than at the normal trot as head approaches the vertical line, never moving behind it. Rider is sitting.
- c. Extended Trot: Maintaining the same cadence and performing at medium speed, the horse lengthens its stride as a result of greater impulsion from the hindquarters. Horse should remain light in rider's hand as it lengthens its frame. Rider is posting.

5. Canter, a three-beat gait: Straight on both leads, smooth.

- a. Normal Canter: Light even strides, should be moved into without hesitation.
- b. Collected Canter: Marked by the lightness of the forehand and the engagement of the hindquarters, the collected canter is characterized by supple, free shoulders. Neck is more raised and arched than in normal canter as the head approaches the vertical line, never moving behind it.
- c. Extended Canter: Maintaining the same cadence, the horse lengthens its stride as a result of greater impulsion from the hindquarters. Horse should remain light in rider's hand as it lengthens its frame.

6. Hand Gallop: The hand gallop is performed with a long, free, ground covering stride. The amount of ground covered may vary between horses due to difference in natural length of stride. The distinction between hand gallop and extended canter is, the latter being the ultimate linear extension of stride within the hand of the rider; the hand gallop being a looser, more free elongation of stride and frame of the horse. A decided lengthening of stride should be shown while the horse remains controlled, mannerly, correct and straight on both leads. Extreme speed to be penalized.

### **AR158 English Show Hack Class Specifications**

1. OPEN, AMATEUR, LADIES, GENTLEMEN. To be shown at a walk, trot, canter, and hand gallop; collected and extended and normal gaits to be called for. To stand quietly and back readily. To be judged on manners, performance, quality and conformation.

## **SUBCHAPTER AR-14 WORKING HUNTER SECTION**

### **AR159 Conduct**

1. Schooling (See also AR 107.10c)

2. Jumping Order

- a. If a jumping order is established, it must be posted in a conspicuous place at least one-half hour before the class. The jumping order must be legible to a mounted rider. If a jumping order is used throughout the section, a systematic rotation of the starting list must be employed so that a complete cycle is made during the competition.
- b. Failure to enter the ring within one minute after an audible signal to proceed is given incurs elimination. The time limit for entering the ring must be enforced by competition management. Management may permit a rider to compete out of order to minimize delays and in case of class conflicts.
- c. Establishing the Order. (Either manually or via computer) The jumping order for the first round must be established by one of the following procedures:



- d. The horses' names are drawn individually, starting with the first position and then working down.
  - e. The horses' names are listed and their positions drawn.
  - f. The horses' names and the positions are both drawn.
  - g. The horses' names are listed (with multiple rides pre-spaced) with the first name drawn becoming the first horse to compete in the first round, the remaining horses following from that point (i.e., the horses' name after the one drawn first is second, the next one third, etc.).
3. Horses may be shown with a braided mane and tail (AR106.7).
  4. Horses competing in "Horses 14.2H and Under" classes are required to have a USEF horse measurement card or a USEF valid horse measurement form issued by the Federation. Measurements must be conducted at **licensed** Arabian competitions **and must be** in accordance with **Chapter 5. (Exception: Hunter/Jumper measurement cards are accepted at Arabian-restricted competitions). Heel measurements are not required or considered for Arabian competitions.**
  5. **All horses must be serviceably sound (See HU134). All horses being considered for an award must jog for soundness with rider dismounted (Exception: Under Saddle classes, Working Hunter classes with specifications that do not require horses to jog, local or unrated classes). Horses must return to the ring for soundness wearing an acceptable approved bridle.**
  6. **Warm Up Rounds:**  
No judged Warm Up classes are to be offered, however, all shows are required to offer exhibitors a warm up round at their division height prior to competition. Although this is a non judged class, an entry/schooling fee may be required. Exhibitors can elect to not enter the warm up rounds. *BOD 1/16/16 Effective 12/1/16*

## **AR160 Judging**

For rules governing the judging of Hunter classes, see HU, Subchapter HU-5.

## **AR161 Courses**

1. A Hunter course shall be any course which management deems a fair test of a Hunter. For rules regarding type of fences, see Subchapter HU-3.
  - a. **Courses to consist of a minimum of 8 fences.**
  - b. **Combinations are not required.**
  - c. **When distances between related fences in all classes, rated or unrated, are 100' or less, the distance must be included on the posted course diagram.**
  - d. **Distances are to be determined by the course designer and can be adjusted after the schooling session and before competition. Once set, they must remain the same for the entire class. Exception: Combined Hunter, the distances may be altered as fence heights are adjusted.**
  - e. **Distances between the fences are determined as per USEF/USHJA Course Design guidelines and are based on the height of the fences, the desired number of strides to be taken between fences, the direction that the horses are jumping and arena conditions such as size and footing, indoor or outdoor. These distances are a guideline and course designers may alter based on conditions.**
  - f. **All obstacles, except those noted below, must be set at the required height. The required height may have a variance of no more than 2" over or under. Exceptions:**
    1. **Walk fences may not exceed 2' in height and spread.**
    2. **Trot fences may not exceed 2'6" in height and spread for horses and 2' in height and spread for horses 14.2 HH and under.**
    3. **Brush obstacles, hedges, split-rail fences, simulated rock or stone walls, ditches, banks and other specialty jumps designed to simulate natural obstacles found in the hunt field.**
    4. **The first fence of any hunter course. *BOD 1/16/16 Effective 12/1/16***

3. For rules governing Course Diagrams, see HU121.

4. Except in cases of inclement weather, broken equipment or a similar emergency, a course must not be altered except by written permission of all exhibitors. If one or more original obstacles are rendered unusable during a class and no duplicate exists, management may substitute obstacles which approximate as nearly as possible, the originals.

## **AR162 Height of Obstacles**

1. Regular Hunter Divisions/Classes to be determined as follows (Note any class offered at an AHA approved show that does not specifically adhere to the following nomenclature and specifications will be considered an unrated class):

a. Open:

1. Working Hunter - Open 2'. Horses are not required to jog for soundness.
2. Combined Hunter over fences - 2'3" and 2'6" - at the discretion of show management, this division/class(es) may be run as individual classes or as a combined class. When classes are combined, horses can compete at the height of their choice. Horses may only compete once per class and the height (2'3" or 2'6") must be declared to the ingate/whipper prior to the start of the class. Failure to declare which height that the rider wishes to compete at prior to the start of the class will default the entry to the maximum height. If multiple classes or a division is offered at a competition, horses may change the height in which they jump each class. This class is an unrated class only and cannot be offered at Regionals or National Championship shows. Horses are not required to jog for soundness.
3. Modified Working Hunter Over Fences – Open - 2'9"
4. Regular Working Hunter Over Fences – Open - 3'0"
5. Working Hunter Classic Over Fences - A Hunter Classic is a class shown over two rounds with the top horses returning for a second round. The first round is 10 – 12 fences with the second round over a shortened course of 6 to 8 fences. The number of horses returning for the second round can be determined by the show management but may not exceed 12 horses nor can it be less than the number of ribbons plus 2, as entries allow. Classics may be run as a combined hunter competition, with horses competing at 2'6", 2'9" and 3'. The height that the horse would compete at would be the maximum height that they competed at during the show.
6. Working Hunter Derby – Similar to a Hunter Classic, 2 rounds, but the course should include natural elements and options. Further the 2nd round must be a Handy Hunter Course. Judged in accordance with USHJA Handbook. National Derby Rules. Derby may be run as a combined hunter competition, with horses competing at 2'6", 2'9" and 3'. The height that the horse would compete at would be the maximum height that they competed at during the show.
7. Working Hunter Cross Rails: not to exceed 18". Courses to consist of 8 cross rail fences - Open.

b. Restricted classes:

1. Horse eligibility:

- a. Green Working Hunter – Open - 2'6" – Horses at their first or second competition year at 2'6" at Federation licensed Arabian competitions (EC) or AHA approved shows. Horses never to have shown over fences (Hunter, Equitation or Jumper) at a height of 2'6" (0.8m) or greater prior to the beginning of the competition year. Exception: Hunter Hack classes or horses competing in their second year Green Hunters. A second year green hunter is a horse that has competed at 2'6" (0.8m) or greater in the prior year. Competition years do not need to be consecutive. However, if a horse has been shown in any two competition years at a height of 2'6" (0.8m) or greater it would no longer be eligible to compete as a green hunter. It is the sole responsibility of the owner to determine the eligibility of a horse to compete as a green hunter. Horses that have competed in Modified Hunter ATR and 14.2 hands and under prior to the 2017 competition year are



still eligible to compete as a green hunter over fences in the 2017 competition year as long as they did not compete in other classes over 2'6" or higher.

- b. 14.2 hands and under Working Hunter Over Fences - Open - 2'6" - must have a USEF measurement card or a USEF valid measurement form issued by the Federation in accordance with AR159.4.
  - c. 14.2 hands and under Working Hunter JTR, AATR, ATR, AOTR - 2'3" - must have a USEF measurement card or a valid USEF measurement form issued by the Federation in accordance with AR159.4.
  - d. 14.2 hand and under Green Hunter over Fences - Open - 2'3" - must have a USEF/EC measurement card or a valid USEF measurement form issued by the Federation in accordance with AR159.4. Horses never to have been shown over fences at Federation licensed Arabian competitions (EC) or AHA approved shows (Hunter, Equitation or Jumper) at a height of 2'3" or greater prior to the beginning of the competition year. Exception: Hunter Hack classes or horses competing in their second year at 14.2 hands and under Green Hunters. A second year 14.2 hands and under Green Hunter is a horse that has competed at 2'3" or greater in the prior year. Competition years do not need to be consecutive. However, if a horse has been shown in any two competition years at a height of 2'3" or greater it would no longer be eligible to compete as a 14.2 hand and under Green Hunter. It is the sole responsibility of the owner to determine the eligibility of a horse to compete as a 14.2 hand and under green hunter. *BOD 11/7/16 Effective 12/1/16*
- c. Rider eligibility:
1. Working Hunter - ATR, JTR, AATR - 2'
  2. Modified Working Hunter, JTR/ATR/AATR – 2'3"
  3. Junior Exhibitor/Amateur Working Hunter - JTR/ATR/AATR – 2'6"
  4. Junior Owner/Amateur Owner Working Hunter - JOTR/AOTR/AAOTR – 2'9"
  5. Working Hunter Cross Rails - not to exceed 18". Eight cross rail fences ATR, JTR, AATR. *BOD 1/16/16 Effective 12/1/16*

## AR163 Appointments

### 1. Tack. As per HU125:

- a. Light hunter-type bridle, snaffle, pelham and full bridles, all with cavesson nosebands **are required**. A judge may penalize, **but not eliminate**, at his own discretion, any horse with **unconventional snaffles, pelhams or full bridles including but not limited to hunter gags, kimberwicks etc.** Judges must eliminate a horse that competes in bits other than a snaffles, Pelhams or full bridles, and with nosebands other than cavesson nosebands. Illegal bits include, but are not limited to, three rings, gags, (except Hunter gag, defined as any snaffle bit with slots that can secure the reins, and/or cheek pieces of the headstall to the bit). Full Cheek snaffle bits with or without keepers are allowed. Illegal nosebands include, but are not limited to, drop, flash, tack and figure eight nosebands.
- b. Type of English saddle is optional, but forward seat saddle is recommended.
- c. Breastplate and/or martingale are optional (Exception: In Hunter Hack, **Hunter** Under Saddle and tie-breaking classes, martingales of any type prohibited).

### 2. Equipment. As per HU127.

### 3. Attire:

- a. Informal attire of suitable material for hunting is required. It consists of conservatively colored coat of any tweed or Melton (conservative wash jackets in season), breeches (or jodhpurs), and boots. All riders in all Working Hunter classes must wear protective headgear. For rules regarding protective headgear (See AR111) For rules governing sidesaddle attire, see, HU130.
- b. Spurs, whip, crop or bat optional, at the exhibitor's discretion. Competitors are prohibited from carrying a whip that is longer than 30" (75cm) while competing or schooling over fences. A rider may not carry more than one whip. Whips weighted at the end are prohibited. *BOD 1/16/16 Effective 12/1/16*

**AR164 Working Hunter Class Specifications**

1. Working and Handy Hunter classes to be judged on Performance. Performance is defined as demonstration of an even hunting pace, manners, jumping style together with faults and way of moving over the course. Manners to be emphasized in Junior Exhibitor and Amateur classes.
2. Under Saddle classes to be shown at a walk, trot and canter. Light contact with the horse's mouth is required. Horses should be obedient, alert, responsive and move freely. A horse shall not be eliminated for slight errors. Judges may ask horses to hand gallop collectively, one direction of the ring, (Exception: green classes). No more than eight will be asked to hand gallop at one time. To be judged on performance and manners. Manners to be emphasized in Junior Exhibitor and Amateur classes.
3. HUNTER HACK. To be shown at a walk, trot and canter. Eight horses, if available, but never more than eight at a time, are required to hand gallop one direction of the ring. Horses are also required to jump two fences. To be judged on performance, manners and soundness. This class does not count toward any Working Hunter Division Championship. Horses eliminated during either phase of the class, cannot be considered for an award. Causes for elimination are per Chapter HU, Sub-Chapter HU-5.
  - a. Classes that can be offered: Open, Junior Horse, ATR, AATR, JTR, AAOTR, JOTR, AOTR, AAOTR. Age splits are permitted.
  - b. Premiums/Prize Lists must indicate the maximum height of the fences either 2', 2'3", 2'6". One of the two fences must be at that height, plus or minus 2". The first fence must be no lower than 2'. The second fence should be an oxer not wider than 18" and equal to or higher than the first fence.
  - c. Regional and National Junior Exhibitor, Amateur and Junior Horses classes will be set at 2'3", Open Classes at 2'6".
  - d. Horses are to be shown first on the flat and then shown over 2 fences. The two fences may be either a single line, related distance, or two single fences with an unrelated distance, i.e. not in a straight line. Two single fences with an unrelated distance is preferred. It is required that horses and riders have the opportunity before the start of the class to warm up over two fences, in the direction that they are to be jumped.
  - e. For Hunter Hack, it is not required that courses be posted. If no other over fence classes are offered, the course designer will set two individual fences, as per section d above in consultation with the judge. If there is no designated course designer then show management, with the judge will set the two fences as per section .d above. If over fences classes are being held and multiple fences are available in the arena to jump, the fences will be determined in consultation with the judge and course designer. If a course is not posted, instructions will be given by the judge to the exhibitors as to which two fences are to be jumped.
4. HORSES 14.2H AND UNDER HUNTER, AMATEUR WORKING HUNTER, OPEN, HANDY, MODIFIED, STAKE. To be judged on manners, performance and soundness. Stallions and adult riders permitted unless prohibited in the prize list. Open to animals that do not exceed 14.2 hands in height. Cross entries permitted in any other Purebred Arabian, Half-Arabian or Anglo-Arabian breed-restricted class. (See also AR162.7.b.1.b.c.d)
5. CROSS RAILS. OPEN, AMATEUR. Manners are paramount. Fences to be taken at a trot. Canter to be penalized.
6. Cross Rails. 10 and Under. Manners are paramount. Riders allowed to choose the gaits on course. Courses to consist of eight cross rail fences not to exceed 18" in height. Trotting the full course is not to be penalized. *BOD 1/16/16 Effective 12/1/16*
7. Working Hunter 2'. Open to any horse of any age. To be judged on performance, manners and soundness.

**AR165 Divisions and Championships**

1. A Division defined as a minimum of two classes over fences and an under saddle. The over fence classes may be Working Under, Handy Hunter or Working Hunter Stake. A Division can be expanded to include three over fence

classes at the shows discretion.

2. No competition shall offer a Working Hunter Division Championship unless a minimum of three classes are offered, one of which must be an under saddle class and the other two or three over fences. The over fence classes will be considered Working Hunter classes unless deemed otherwise. Show Management or the course designer may deem one over fence class a Handy Hunter when courses are posted. Show Management may, prior to the commencement of the competition, if three over fence classes are offered may deem one of the Working Hunter classes as a Working Hunter Stake class. Working Hunter Division champions are calculated in accordance with HU Subchapter HU-7 Championships, except there is no minimum number of entries required.
3. At Regional and Nationals Competitions, where horses are shown in 3 sections of the same class, riders may not be different from section to section. Exception, if a rider has more than one horse entered in the class, they may appoint another rider to ride their other entries in the under saddle section, or if a rider becomes ill and is unable to continue another rider with the approval of the show steward may compete in the remaining sections of the class. The alternate/substitute rider must be eligible to compete in the class, where riders are restricted for eligibility.
4. Hunters will receive points in each class toward a Show Championship as follows: 1st -10, 2nd-6, 3rd -4, 4th- 2, 5th -1, 6th - ½. Hunters will receive points in each class toward a Regional or National Championship as follows: 1st - 20, 2nd - 16, 3rd - 14, 4th - 12, 5th - 10, 6th - 8, 7th - 6, 8th - 5, 9th - 4, 10th - 3.
5. The prize list must designate all full point classes counting toward a Championship in each section.
6. The Champion and Reserve Champion titles shall be awarded to two of the four horses which have acquired the most points, performing over a regulation Hunter course with fences at the required height in the section. In addition to these points, only these four horses shall receive points for ribbons won in an under saddle class. *BOD 1/16/16 Effective 12/1/16*

### **AR166 Working Hunter Championship Ties**

1. In case of a tie score, the Championship and/or Reserve is awarded to the horse that accumulated the most points over fences. If horses have an equal number of points over fences and no points under saddle, the tied horses must be shown at a walk, trot and canter. Competitors may be asked to hand gallop at the discretion of the judge. (Exception: Green Hunters.) This competition is judged as an independent under saddle class with conformation, soundness and performance to count as prescribed throughout the section. If horses have an equal number of points over fences, and under saddle, the tie will stand as is.
2. If all tied horses are declared unsound, selection of the winner among such tied competitors is left to the discretion of the judges.
3. For current rules regarding combination Hunter Championships, see HU151.

### **SUBCHAPTER AR-15 JUMPER SECTION**

#### **AR167 Conduct**

1. For rules governing the class conditions refer to JP, Subchapter JP-5 Course Requirements.
2. For rules regarding personnel and timing equipment, refer to JP106 Equipment and Personnel.
3. The course and the order in which the horses are to jump, if a posted order of go is mandated, must be posted in a conspicuous place, at least one-half hour prior to the start of the class. The jumping order should be legible to a mounted rider. For rules regarding jumping order, refer to JP112 Starting Order.
4. For rules regarding schooling, refer to AR107.13 and JP103 with the exception of JP103.2, JP103.3 and JP103.8. If these sections are in conflict AR107.13 takes precedence.
5. Championships are not recommended in Jumper sections of the Arabian Division, but if offered, must be conducted in accordance with Jumper Rule, JP110 Show Championships.

## **AR168 Scoring Tables and Faults**

1. The prize list must specify, for each class, the Table and Section for which it is to be scored; however, classes must be scored as per Chapter JP, Subchapter JP-6 and Subchapter JP-7. It is recommended for classes 2'6" and greater, that classes be scored on Faults and Time, as per JP145, Table II. For classes held at heights less than 2'6", it is recommended that JP148, Table IV Optimum Time Classes be utilized.

## **AR169 Jumper Course Requirements**

1. For rules governing course requirements refer to JP, Subchapter JP-5 Course Requirements.
2. Well-designed courses are the prime requisites for successful jumper classes.
3. The first criterion of a good course is its suitability to the capabilities of horses which will jump it and to the conditions of the class. Height and width of jumps are not the only important factors. Of equal or greater significance are types of obstacles, relation of height to width, or spacing between jumps. Jumper courses traditionally offer a greater variety of jumps, (brighter, more unusual, etc.) than do hunter courses, and may include types of fences forbidden in Hunter courses. Refer to JP124, Jumper Course, JP125, Spread Obstacle, and JP126, Combinations, for more specific information regarding the design of courses.
4. The minimum and maximum height and spread must be stated for all classes not covered by AR169 Specifications.
5. Posting of Courses Refer to JP132.
6. Judge's Inspection of Course Refer to JP133 Judge (s) Inspection of Courses.
7. Jump-offs Refer to JP134 Jump-Off Courses.
8. Obstacle Requirements Refer to JP123 Jump Equipment.
9. Substitution of Obstacles Refer to JP129 Substitution of Obstacles.
10. Time Allowed and Time Limit Refer to JP131 Speed, Time Allowed, Time Limit, and Optimum Time, and the Chart located at the end of the Jumper Rules

## **AR170 Appointments**

1. For rules governing appointments, refer to JP111 with the exception of JP111.3. In the Arabian Division, draw reins are prohibited except in the schooling area.
2. Tack. Type of English saddle is optional. Any type of bridle is allowed, including, but not limited to gag bits and mechanical hackamores. Martingales, tie-downs, boots and bandages are allowed.

## **AR171 Jumper Class Specifications**

All classes must be set as per JP122.1.a. For a conversion chart to the equivalent in English Units, refer to JP122.2.

Changing the level of difficulty from that published in the Prize List must be done in accordance with JP122.6

1. OPEN. Classes may be offered at the following heights: 0.8M, 0.9M, 1.0M, and 1.1M. Spreads as per JP122.3.
2. AMATEUR, AMATEUR OWNER. classes may be offered at 0.8M, 0.9M, 1.0M, and 1.1M. Spreads as per JP122.3
3. NOVICE, SELECT. Classes may be offered at 0.7M, 0.8M, and 0.9M. Spreads not to exceed the width of the height of the fences.

## **SUBCHAPTER AR-16 DRESSAGE SECTION**

### **AR172 Conduct**

1. Dressage classes held in the Arabian Division to be conducted in accordance with Dressage Chapter DR, except as stated herein:
2. When cross entry by rider or horse/rider combination is permitted between Dressage and other Arabian and/or Half-Arabian/Anglo-Arabian classes at a competition, DR120 and DR121 apply only to the designated Dressage warm-up and competition areas, or when exhibitor is actually warming-up for Dressage class.

3. Horses entered in Open Dressage classes must comply with DR121.8.
4. Whips are prohibited in AHA Regional and National Championship classes (Exception: Competitors riding sidesaddle may carry a whip and AR106.16).
5. A caller, if supplied by the competitor, may be used in any AHA Regional Championship Dressage class. (Exception: all FEI Tests, including FEI Junior Tests, and all Freestyle Rides must be ridden from memory; see also AR106.16)
6. Entries must comply with DR119.2 (Exception: Horses competing at AHA Regional and National Championship competitions are not limited to a maximum of three Dressage rides per day at Fourth Level or below. Horses competing in Intro Level classes at the AHA Youth National Championship may enter three levels at that competition only.)
7. Horses competing in the Arabian and/or Half-Arabian/Anglo-Arabian Dressage Division may compete in more than one Licensed Competition on the same day. This is an exception to DR119.2.
8. Introductory (Walk/Trot Dressage) classes at USEF Licensed Arabian competitions, when ridden by an exhibitor competing only in Walk/Trot classes, will not be considered one of the two levels to which the horse is restricted at that competition under DR119.2. (Exception: open Dressage classes or divisions.)
9. Dressage horses competing at USEF Licensed Arabian competitions are not limited to a maximum of three rides per day at Fourth Level or below. (Exception: open Dressage classes or divisions.)
10. False tails are not permitted in Arabian and Half-Arabian/Anglo-Arabian Division Dressage classes (This is an exception to DR121.7).
11. For the Arabian Division, adult amateurs are defined as those no longer eligible to compete as junior exhibitors DR119.3 does not apply.
12. A separate number is not required for each horse/rider combination. This is an exception to DR126.1j(4). SEE AR112 Numbers
13. The prerequisite score for an Arabian, Half-Arabian, and/or Anglo-Arabian breed restricted Dressage Musical Freestyle may be earned in either open or breed-restricted Federation Recognized Dressage competition(s) held prior to the competition where the horse/rider combination is entered to ride a Dressage Freestyle class.

### **AR173 Dressage Classes Breaking Ties**

1. In the event two or more competitors have equal points (a tie), the tie shall be broken pursuant to DR123 except when after a review of the scores for Collective Marks/General Impression there remains a tie, the tie must be broken as follows:
  - a. The competitor with the highest Collective Mark scores by the judge sitting at C shall be declared the winner of the tie; and
  - b. In the event there remains a tie with the judge's (sitting at C) Collective Mark scores, the winner of the tie shall be determined by that judge's scores as follows:
    1. The competitor with the highest free walk score (Intro through Second level) or highest extended walk score (Third through Grand Prix) shall be determined the winner;
    2. In the event there is a tie on the free walk/extended walk score, the competitor with the highest sum of scores with coefficients greater than one shall be determined the winner;
    3. In the event there is a tie based upon the sum of the scores with coefficients greater than one, the competitor with the first highest Collective Mark score shall be determined the winner. (Start at the top of the Collective Mark scores and work down until the tie is broken); and
    4. In the event that the Collective Marks are identical, the competitor with the first highest movement score shall be determined the winner. (Start at the top of the movement scores and work down until the tie is broken). If a tie still remains, the judge(s) must break the tie.

**AR174 Purpose**

The Sport Horse section was developed to evaluate and encourage the breeding of Purebred Arabian and Half-Arabian/Anglo-Arabian horses suitable for Dressage, Working Hunter, Eventing, Jumper, Carriage Pleasure Driving, Combined Driving, Racing, Competitive Trail and Endurance, and to provide an opportunity to demonstrate the effectiveness of breeding programs. Form to function will be emphasized.

Sport Horse classes in the Arabian, Half-Arabian and Anglo/Arabian Division are to be judged by Federation/ Equine Canada judges licensed in Dressage Sport Horse Breeding, Hunter Breeding, Dressage, Hunter or Jumper divisions; no guest card will be required. DR126.1.d.1(exception Arabian Sport Horse Classes). In the event that a Competition Management intends to schedule a Dressage Judge outside of the limitations of DR126.6, it must be specifically noted in the contract. Management must also specify in the contract which classes the Dressage judge is contracted to judge, i.e. Dressage, Sport Horse and/or Western Dressage. Management and the Dressage judge must agree upon the contract provisions, to eligible overtime and compensation; both Management and the Dressage judge must sign and date the contract. *BOD 1/154/17 Effective 2/1/17*

**AR175 Conduct of Classes**

1. In-hand, Under Saddle and Show Hack Sport Horse classes for 1) Arabians and 2) Half-Arabians/Anglo-Arabian Sport Horses may be held separately or in conjunction with any licensed Arabian competition. Sport Horse In-hand, Under Saddle and Sport Horse Show Hack classes may be held for stallions, mares and geldings. SUBCHAPTER AR-1 Applies to Sport Horse classes.
2. In-hand Classes may be held in any age groups deemed appropriate by competition management and published in the prize list with the exception that horses of one sex shall not be judged against those of the opposite sex.  
Exception: Specified group classes or specified championship classes may have horses of all sexes.  
Sport Horse In-Hand and Under Saddle classes may be divided at the discretion of competition management into Dressage type and Hunter type. Horses may cross enter. Both Dressage and Hunter style appointments (tack and attire) are permitted in both the Dressage-type and Hunter-type In-Hand and Under Saddle classes. Competition management is encouraged to offer separate Championship classes for each type, but the championship classes may be combined at competition management's discretion.
  - c. Dressage type - displays the conformation and movement qualities as follows: Horses of this type carry a higher set-on neck than the Hunter type with sufficient length and flexion of the poll. Movement should be free, elastic, active and regular with good push from behind without tension and with a tendency toward an uphill balance.
  - d. Hunter type - displays the conformation and movement qualities as follows: Horses of this type carry a more level frame than the Dressage type horse, yet must display a natural looking carriage. Movement should have good ground cover and tend to be long and low with good push from behind, free of tension and showing good balance.
3. Sport Horse In-Hand Championships shall be based upon highest scoring horses in qualifying classes. Sport Horse In-Hand Champions and Reserve Champions must be at least two years of age. No horse may be named Champion and Reserve Champion in the same class. (Example: when amateur and open classes qualify for the same championship class.) If the same horse has the two (2) highest scores, the next highest eligible horse shall be named Reserve Champion.

**AR176 Sport Horse In-Hand Classes**

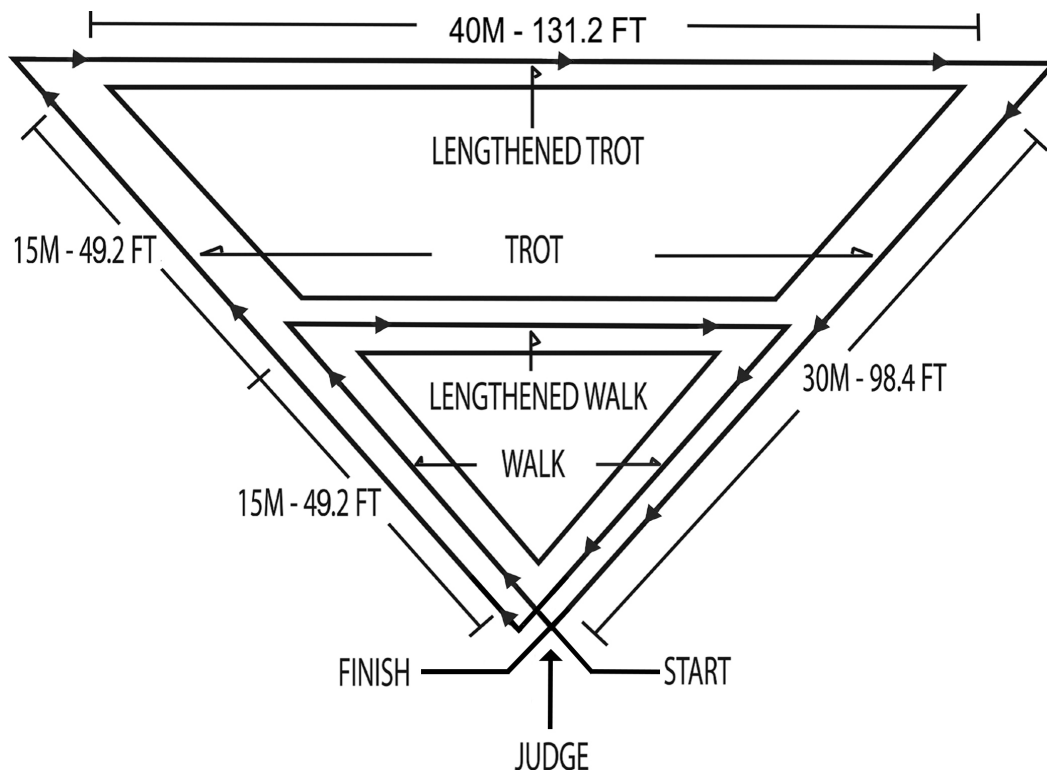
1. Sport Horse In-Hand Classes.

Conformation is to be evaluated in terms of potential trainability, potential performance and predisposition to soundness. Form to function is to be emphasized. Blemishes are not to count unless resulting from conformation faults.



Gaits are to be evaluated in terms of purity, quality and correctness. Correct gaits which contribute to ease in training and the horse remaining sound and useable are most important. Purity and quality are judged mainly in profile. Correctness is judged mainly while the horse is coming to and going from the judge's position. Colts and stallions two years and over must have both testicles descended.

2. Following a posted or announced order, or on request from the judge, entries in each class will approach the judging area one at a time, walk to the apex of the triangle. Conformation judging may take place before or after performance on the triangle, so wait for the judge's instructions. Wait for the judge's request to proceed on the triangle. The handler will lead the horse on the perimeter of the triangle at the walk and trot, returning to the apex and wait for further instructions. At the completion of the judging, the handler will lead the horse away from the judging area. The triangle may be adjusted to fit local conditions.
3. Triangle: Corners should be well defined. A marker will be used at the apex and at each corner to define placement of the turn for the exhibitor. Use of plants or flowers is allowed.



4. The horse is to be shown in an "open position," for conformation judging. The traditional way of showing open position would be with the right front leg slightly back and the right hind leg slightly forward; but as long as all four legs of the horse are visible to the judge when standing on either side of the horse, this would be acceptable. The horse's head and neck should be allowed to show in a natural and comfortable carriage, and the handler should stand away from the horse with a loose lead line.
5. SPORT HORSE GROUPS IN-HAND. The AHA Group Score Sheet shall be used. Each judge will be assigned a scribe who will record scores and comments as dictated by the judge. Groups will be examined one group at a time, but not necessarily on the triangle. The judge will require the individuals of each group to move at the walk and trot. Horses shall stand for conformation judging before and/or after completion of the group's movement.
6. Foals may not be shown loose.
7. When possible, the announcement of awards will include the breeding of the horses placed: sire and dam as well as the name of the owner and breeder.
8. Judge must excuse from the ring any unruly horse or one whose actions threaten to endanger other exhibitors or

**AR** - ARABIAN DIVISION  
their entries.

9. A whip may be used to guide the horse.

10. Causes for mandatory elimination from the arena or designated judging area for In-Hand classes are:

- a. Removal of eyelashes,
- b. Changing the natural color of the mane and/or tail (AR106.8.c)
- c. Applying a product to a horse's hoof to hide or conceal a conformation defect. Only clear or transparent products may be used on the hooves of horses while being shown in Breeding and/or In-Hand classes.

11. An entry must be penalized for:

- a. Excessive amounts of oil, grease or other similar substances.

- b. Balding the area around the eyes or proximal to the muzzle and nostrils.
- c. Excessive use of the whip or actions that may disturb other entries shall be severely penalized.

### **AR177 Sport Horse Scoring In-hand Procedures**

1. The AHA Individual Sport Horse Score Sheet shall be used. Each judge will be assigned a scribe who will record scores and comments as dictated by the judge. Horses will be shown individually on the triangle. Sport Horse In-Hand Classes are exempt from using the Arabian Halter Judging System.
2. The judge shall use the AHA approved individual score sheets for individual classes, and the individual Group Score Sheet for group classes (Get of Sire/Produce of Dam). The AHA score sheets will be provided to competition management by AHA. Competition management may make as many individual copies as necessary for their competition.
3. Decimals may be used in scoring.
4. A scribe shall be provided for each judge whose main duty is to record the judge's scores and comments on the score sheets. The scribe may be asked to transfer scores from the individual sheets to the master score sheet.
5. Tied scores for Sport Horse In-Hand shall be broken first by referring to movement, then conformation, then overall balance and finally manners. If the horses are still tied, the judge (or call judge in a multiple judge system), will make a final tie-breaking decision.
6. When multiple judges officiate the same class, competition management may assign separate or shared triangles. In either case, judges will have separate score sheets and scribes.
7. Scores shall be reported as a total based on the stated percentages against a possible total of 100% and all scores and placings must be posted. Unofficial scores may be posted during the class and/or final score may be posted at the end of each class.
8. If a mathematical error on the score sheet is discovered, it must be brought to the attention of competition management within one hour of the official posting of the scores from the last class of the competition day. Competition management must announce said posting, and must make score sheets available to competitors immediately.

### **AR178 Sport Horse Under Saddle and Show Hack Class Procedures**

1. SUBCHAPTERS AR1 & AR4 apply to Sport Horse Under Saddle and Sport Horse Show Hack classes.
2. Score sheets are not required for Sport Horse Under Saddle or Sport Horse Show Hack classes.
3. Judge must excuse from the ring any unruly horse or one whose actions threaten to endanger other exhibitors or their entries.
4. Sport Horse Under Saddle. To enter the ring counterclockwise at the trot. To be shown at a walk, trot, and canter both directions of the ring. Judge may request lengthening of stride at any gait and may request horses to back in the line-up.
5. Sport Horse Show Hack. To enter the ring counterclockwise at the normal walk or normal trot. To be shown both directions of the ring at a walk, trot, and canter; collected, normal and extended gaits to be called for, and the hand gallop. Horses should stand quietly and back readily.

### **AR179 Sport Horse In-Hand Appointments**

1. Both Dressage-type and Hunter-type appointments (tack and attire) are permitted in both Dressage-type and Hunter-type In-Hand classes. Competitors with non-conforming appointments will be eliminated from judging consideration.
2. Tack:  
Bridles are mandatory on horses three years and older. A bridle shall be a dressage-type snaffle bridle or hunter-type snaffle bridle. Snaffle may be with or without cheeks, keepers allowed. Use of a noseband is optional but if used, it must be a cavesson, flash, figure 8, mexican, dropped, or crescent style noseband. A split or single lead made of either leather or chain (or a combination of both) may be used, attached through both sides of the bit, with/or

**AR - ARABIAN DIVISION**

instead of reins. Horses aged two years may be shown in a bridle (as listed above), or a plain leather stable halter. Horses under age two years must be shown in a plain leather stable halter. Competitors with non-conforming appointments will be eliminated from judging consideration.

**3. Attire**

- a. Conservative casual attire is recommended for the handler. This would include casual pants and shirt. Also acceptable would be Dressage or Hunter attire including breeches, boots, shirt with tie, stock tie or choker collar. Jackets, hats, vests, and gloves are optional.
- b. The handler may carry only one whip, maximum length of six feet, including lash and without attachments (i.e. plastic bags, ribbons, etc.).

**AR180 Sport Horse Under Saddle Appointments**

1. Both Dressage-type and Hunter-type appointments (tack and attire) are permitted in both Dressage-type and Hunter-type Under Saddle classes. Competitors with non-conforming appointments will be eliminated from judging consideration.

**2. Tack:**

- a. Bridle shall be a dressage-type snaffle bridle with snaffle bit, hunter-type double bridle or dressage-type double bridle, or hunter-type snaffle or Pelham bridle is acceptable. Converters on Pelham bridle are not permitted and two reins are required. Unconventional bits may be penalized at the discretion of the judge, BUT kimberwicks are prohibited. In junior horse under saddle classes, snaffle bits are mandatory. Snaffles may be with or without cheeks, keepers allowed. Cavesson nosebands are to be used, but flash nosebands would be acceptable when using a snaffle bridle with snaffle bit.
- b. A dressage, forward seat or English all purpose saddle is to be used. No saddle seat type saddles allowed.
- c. Martingales are not permitted.

**3. Attire:**

- a. Dressage or Hunter attire acceptable. Dressage attire will be defined as white or light colored breeches, short riding coat of conservative color, with tie, choker or stock tie, boots, a hunt cap, derby, top hat or protective headgear. Hunter attire will be defined as light colored breeches, short riding coat of conservative color, with tie or choker, boots or smooth leather half-chaps, and hunt cap or protective headgear. It is recommended that attire reflect the tack used on the horse.
- b. Gloves of conservative color are optional for either style of attire.
- c. Spurs and whip are optional. If a whip is carried, it may not exceed the length requirements in DR120.

**AR181 Sport Horse Show Hack Appointments**

1. Competitors with non-conforming appointments will be eliminated from judging consideration.

**2. Tack:**

- a. Bridle shall be a dressage style snaffle bridle, or hunter style snaffle or Pelham bridle, or dressage style double bridle or hunter style double bridle is acceptable. Converters on Pelham bit not permitted and two reins are required. Kimberwick bit is prohibited. If using a double bridle of either style, the lever arm (length below the mouthpiece) must not exceed 3.94 inches or 10 cm. The inside diameter of the bridoon ring must not exceed 3.15 inches or 8 cm. Cavesson nosebands to be used but flash nosebands would be acceptable when using a snaffle bridle and snaffle bit.
- b. A dressage, forward seat or English all-purpose saddle is to be used. No saddle seat type saddles allowed.
- c. Martingales are not permitted.

**3. Attire:**

- a. Informal attire consists of conservatively colored short, dark coat, with tie, stock tie or choker collar, white or light

- b. colored breeches, boots or smooth leather half-chaps, hunt cap, derby, top hat or protective headgear.
- c. Formal attire consists of white breeches, top hat and shad belly coat may be worn. It is usual to wear such attire after 6:00 p.m. or in championship classes.
- d. Spurs and whip are optional. If a whip is carried, it may not exceed the length requirements in DR120.

## **AR182 Sport Horse Qualifying Gaits**

1. Innate quality movement is a priority in the Sport Horse classes. All gaits should be pure in rhythm, and should be without tension or resistance.
2. Walk
  - a. Walk. (Also Normal Walk) The rhythm of the walk is 4 beats. The walk is to be regular and unconstrained.
  - b. Collected Walk. The rhythm is 4 beats. The stride maintains the marching quality of the normal walk, with hind legs well engaged but covers less ground.
  - c. Extended Walk. The rhythm is 4 beats. While maintaining the march quality, the horse does not rush, but with regular steps, will clearly show the hind feet touching the ground in front of the footprints of the forefeet. The rider allows the horse to stretch forward with head and neck, but does not release contact with the mouth.
3. Trot
  - a. Trot. (Also Normal Trot) The rhythm of the trot is 2 beats. The trot is free, active and regular. The steps should be balanced and elastic with the horse demonstrating a supple back and well engaged hindquarters.
  - b. Collected Trot. The rhythm is 2 beats. The horse continues to move forward with impulsion, and demonstrates an ability to further engage the hocks, which allows the shoulders of the horse to become lighter and the stride to become shorter. The neck is raised and arched, but not constrained.
  - c. Extended Trot. The rhythm is 2 beats. The horse covers as much ground as possible, while maintaining regularity and balance. The stride lengthens as a result of great impulsion. The rider allows the horse, while remaining on the bit, to reach with its frame. The forefeet should touch the ground where they point. The transitions to and from should be balanced and smoothly executed.
4. Canter
  - a. Canter. (Also Normal Canter). The rhythm of the canter is 3 beats. The canter should be light, cadenced (rhythm with a suitable tempo combined with springy impulsion) and regular. Transitions should be without hesitation and balanced. The canter should always be straight on straight lines.
  - b. Collected Canter. The rhythm is 3 beats. The horse moves forward with impulsion, through increased engagement of the hindquarters and lightness of the forehand. The neck is raised and arched but not constrained. The back remains supple and the strides are shorter.
  - c. Extended Canter. The rhythm is 3 beats. The horse covers as much ground as possible while maintaining regularity and balance. The stride lengthens as a result of great impulsion from the hindquarters and the rider allows the horse to lower and extend the neck, without losing contact with the bit, or leaning.
5. Lengthening Stride. When a lengthening of stride is requested at walk, trot, or canter, the horse should maintain rhythm, regularity and balance, while reaching with the frame and stride. The rider should maintain contact with the bit, while allowing the lengthening. The strides should be more ground covering and the horse should remain calm and supple.
6. Hand Gallop. The rhythm is 3 beats. The hand gallop is performed with long, free, ground covering strides. The amount of ground covered will vary between horses due to the difference in the natural length of stride. The hand gallop shows a looser, freer elongation of stride and frame of the horse. The horse must remain mannerly, correct, and straight. Extreme speed to be penalized.
7. Rein-back. The rhythm is 2 beats. The feet are raised and set down by diagonal pairs. The horse should remain calm and obedient, lifting and setting down the feet, without shuffling.

## **AR183 Sport Horse Class Specifications**

1. IN-HAND CLASSES. Horses shall be shown at the walk and trot on the triangle. The AHA Score Sheet is divided as follows:

Movement - 40% (20% for walk and 20% for trot) Conformation - 40% Expression, Manners, Willingness - 10%

Quality, Balance and Harmony, Suitability as a Sport Horse - 10% Transmissible weaknesses or predisposition to unsoundness shall be penalized commensurate with severity.

2. GROUP CLASSES (Get of Sire, Produce of Dam). Horses will be judged at the walk and trot, but not necessarily on the triangle. Horse shall stand for conformation judging before and/or after completion of the group's movement.

The AHA Score Sheet is divided as follows: Movement - 40% (20% for walk and 20% for trot) Conformation - 40% Quality and Uniformity of Quality (Reproductive likeness) - 10% Overall Quality, Balance, Harmony (Apparent ability of sire or dam to produce or beget Sport Horse performance or breeding stock - 10%.

3. UNDER SADDLE CLASSES. To be shown at the walk, trot, and canter both directions of the ring. Judge may request lengthening of stride at any gait and may request horse to back in the line-up.

a. OPEN. To be judged on performance (purity and quality of gaits), manners, conformation, suitability as a Sport Horse and quality.

b. AMATEUR. To be judged on manners, performance (purity and quality of gaits), suitability as a Sport Horse, conformation and quality.

c. JUNIOR HORSE. To be judged on quality, suitability as a Sport Horse, performance (purity and quality of gaits), conformation and manners.

4. SPORT HORSE SHOW HACK CLASSES. To be shown both directions of the ring at a walk, trot, and canter (collected, normal and extended gaits to be called for), and the hand gallop. Horses should stand quietly and back readily.

OPEN. LADIES, GENTLEMEN. To be judged on performance, manners, quality, and conformation.

a. AMATEUR. To be judged on manners, performance, quality, and conformation.

## **AR184 Sport Horse Showmanship**

### **1. Purpose**

To be judged on presentation of horse, neatness and appearance of handler, overall condition of the horse, handling techniques, appropriate tack and equipment, and ability to show the horse to the best advantage.

### **2. General**

a. Classes may be divided by age of handler.

b. Unsoundness of the horse being shown shall not penalize a handler unless it is sufficiently severe as to impair the required performance, in which case penalty is at the judge's discretion.

c. Offering prize money in Youth Sport Horse Showmanship is prohibited.

d. A minimum of six ribbons should be awarded, but no more than ten places are recommended.

e. Hair must be neat and securely fastened so as not to cover the handler's number. The handler's number must be worn on the back and must be clearly visible.

f. Excessive coaching or unauthorized assistance in any manner is subject to penalty or disqualification at the judge's discretion. It is recommended that stallions be prohibited, but it must be stated in the prize list.

### **3. Class Conduct**

a. The AHA Individual Sport Horse Showmanship Score Sheet shall be used. Each judge will be assigned a scribe who will record scores and comments as dictated by the judge. Horses will be shown individually on the triangle. The AHA score sheets will be provided to competition management by AHA. Competition Management may make as many individual copies as necessary for their competition.

b. Following a posted or announced order, or on request from the judge, entries in each class will approach the judging area one at a time, and walk to the apex of the triangle. The presentation judging while the horse is



stationary may take place before or after performance on the triangle; the handler must wait for the judge's instructions before proceeding on the triangle. The handler will lead the horse on the perimeter of the triangle at the walk and trot, returning to the apex and wait for further instructions. At the completion of the judging, the handler will lead the horse away from the judging area. The triangle may be adjusted to fit local conditions.

- c. The horse is to be shown in an "open position." The traditional way of showing open position would be with the right front leg slightly back and the right hind leg slightly forward; but as long as all four legs of the horse are visible to the judge when standing on either side of the horse, this stance would be acceptable. The horse's head and neck should be allowed to show in a natural and comfortable carriage, and the handler should stand away from the horse with a loose lead line. Handlers may use treats to keep horse's attention and focus.
- d. Judge must excuse from the ring any unruly horse or one whose actions threaten to endanger other exhibitors or their entries.
- e. A whip may be used to guide the horse.
- f. Decimals may be used in scoring.
- g. Tied scores for Sport Horse Showmanship shall be broken first by referring to presentation and handling score, then movement scores (walk and trot presentation). If still tied, the tie will be broken at the judge's discretion.
- h. Scores shall be reported as a total possible 100 points. All scores and placings must be posted.
- i. If a mathematical error on the score sheet is discovered, it must be brought to the attention of competition management within one hour of the official posting of the scores from the last class of the competition day. Competition management must announce said posting, and must make score sheets available to competitors as soon as possible after completion of the class.

4. For appointments, see AR179

5. Showmanship Faults/Eliminations

- a. Not following the judge's instructions.
- b. Handlers not showing the horse, but just showing themselves.
- c. Not lining up in front of the judge when walking and trotting.
- d. Standing in a position to obstruct the judge's view of the horse.
- e. Excessive use of the whip, or actions that may disturb others entries.
- f. Not holding the shank correctly or jerking the shank excessively.
- g. Improper attire or attire not clean and neat.
- h. Horse in poor condition, not clean or properly groomed.
- i. Improper tack or tack that is not clean.
- j. Number not worn or improperly displayed.
- k. Any handler not having his horse under sufficient control must be dismissed from the ring by the judge and be eliminated. *BOD 1/16/16 Effective 12/1/16*

## **SUBCHAPTER AR-18 EVENTING SECTION**

### **AR185 General**

Eventing classes/competitions held in the Arabian division are to be conducted in accordance with the Eventing Division, Chapter EV.

## **SUBCHAPTER AR-19 CARRIAGE PLEASURE DRIVING SECTION**

### **AR186 General**

Carriage Pleasure Driving classes held in the Arabian Division are to be conducted in accordance with Carriage Pleasure Driving Division, Chapter CP.

## **SUBCHAPTER AR-20 COMBINED DRIVING SECTION**

### **AR187 General**

Combined Driving classes held in the Arabian Division are to be conducted in accordance with Combined Driving Division, Chapter DC

## **SUBCHAPTER AR-21 FORMAL DRIVING SECTION**

### **AR188 Conduct**

1. Competitors to enter the ring in a counterclockwise direction at a trot.
2. At the discretion of the competition management, one header per horse may be utilized to ensure the safety of the exhibitors. Headers must be properly attired. A plain unmarked smock, **business attire or appropriate show attire** is required.
3. To stand quietly and back readily. **In driving classes requiring a reinback in the line-up, the overcheck may be adjusted by the header but must remain fastened until the reinback has been completed. BOD 11/7/16 Effective 12/1/16**

### **AR189 Tack**

1. To be shown in a light show harness, bridle with blinkers, overcheck (with separate overcheck bit) or sidecheck (separate sidecheck bit optional) and snaffle bit (straight or jointed). Equipment to be in sound condition.
2. A four-wheeled show vehicle is required.

### **AR190 Qualifying Gaits**

1. Walk: A true, cadenced, four-beat walk, with horse collected. The motion should be brisk and vigorous with the horse showing animation and brilliance.
2. Trot: Animated, natural and cadenced, with impulsion and power from behind, the front airy and light. The animated natural trot is extremely bold and brilliant, characterized by free shoulder action. The trot should appear effortless and be executed willingly with apparent ease. The horse to have leg flexion with extension, (foreleg extending fully forward at full stretch with airy motion combined with hock action that is powerful and well raised, the hind leg being brought forward with a driving stride). The action should be balanced and cadenced. Loss of form due to excessive speed shall be penalized. The trot should be a true two-beat diagonal gait. Mixed gaits, pacing or racking must be considered major faults.

### **AR191 Formal Driving Class Specifications**

OPEN, AMATEUR, LADIES, GENTLEMEN. To be shown at a walk and trot. To stand quietly and back readily. To be judged on performance with proper cadence and balance, presence, manners, quality and conformation.

## **SUBCHAPTER AR-22 PLEASURE DRIVING SECTION**

### **AR192 Conduct**

1. Competitors enter the ring in a counterclockwise direction at the normal trot.
2. At the discretion of competition management, one header per horse may be utilized to ensure the safety of exhibitors. Header must be properly attired. A plain unmarked smock, **business attire or appropriate show attire** is required.
3. To stand quietly and back readily. **In driving classes requiring a reinback in the line-up, the overcheck may be adjusted by the header but must remain fastened until the reinback has been completed. BOD 11/7/16 Effective 12/1/16**

**AR193 Tack**

1. To be shown in light show harness, bridle with blinkers, overcheck (with separate overcheck bit) or side check (separate sidecheck bit optional), and snaffle bit (straight or jointed). Equipment to be in sound condition.
2. Either a two or four-wheeled vehicle suitable to the horse is required. Use of a two-wheeled vehicle is encouraged.

**AR194 Qualifying Gaits**

1. Walk, a four-beat gait: Brisk, true and flat-footed with good reach.
2. Normal trot, a two-beat gait: To be performed at medium speed with moderate collection. The normal trot must be mannerly, cadenced, balanced and free-moving. Posting is required.
3. Strong trot, a two-beat gait: This trot is faster and stronger than the normal trot. It is performed with a lengthened stride, powerful and reaching, at a rate of speed which may vary between horses since each horse should attain his own strong trot in harmony with his own maximum natural stride. The horse must not be strung out behind. He should show moderate collection without exaggeratedly high action in front. He must present a willing attitude while maintaining form. The strong trot must be mannerly, cadenced, balanced and free-moving.

**AR195 Pleasure Driving Class Specifications**

1. OPEN, AMATEUR, LADIES, GENTLEMEN. To be shown at a walk, normal trot and strong trot (Extreme speed to be penalized). To stand quietly and back readily. To be judged on manners, performance and quality.
2. JUNIOR HORSE. To be shown at a walk, normal trot, strong trot (Extreme speed to be penalized). To stand quietly and back readily. To be judged on quality, manners, and performance.
3. LADIES, GENTLEMEN. To be shown at the walk, normal trot and strong trot. Extreme speed to be penalized . To stand quietly and back readily. To be judged on manners, performance and quality.

**SUBCHAPTER AR-23 COUNTRY PLEASURE DRIVING SECTION****AR196 Conduct**

1. Competitors enter the ring in a counterclockwise direction at the normal trot.
2. At the discretion of competition management, one header per horse may be utilized to ensure the safety of the exhibitors. Headers must be properly attired. A plain unmarked smock, **business attire or appropriate show attire** is required.
3. To stand quietly and back readily. **In driving classes requiring a reinback in the line-up, the overcheck may be adjusted by the header but must remained fastened until the reinback has been completed. BOD 11/7/16 Effective 12/1/16**

**AR197 Tack**

1. To be shown in light show harness or harness appropriate for vehicle, bridle with blinkers, overcheck (with separate overcheck bit) or sidecheck (separate sidecheck bit optional), and snaffle bit (straight or jointed). Equipment to be in sound condition.
2. A two-wheeled vehicle is required. Driver only is permitted in vehicle.

**AR198 Qualifying Gaits**

1. Walk, a four-beat gait: To be true, flat-footed and ground covering.
2. Normal Trot, a two-beat gait: To be an overall balanced, relaxed, easy-going trot with elasticity and freedom of movement. High action **MUST** be penalized.
3. Strong Trot, a two-beat gait: To be faster with lengthened stride, maintaining balance, ease and freedom of movement. High action **MUST** be penalized.

## **AR199 Country Pleasure Driving Class Specifications**

1. OPEN, To be shown at the walk, normal trot and strong trot. To stand quietly and back readily. To be judged on attitude, manners, performance, quality and conformation.
2. AMATEUR, LADIES, GENTLEMEN. To be shown at a walk, normal trot and strong trot. To stand quietly and back readily. To be judged on attitude, manners, performance, quality, conformation and suitability of horse to driver.
3. JUNIOR HORSE. To be shown at a walk, normal trot and strong trot. To stand quietly and back readily. To be judged on attitude, manners, quality and performance.

## **SUBCHAPTER AR-24 ROADSTER SECTION**

### **AR200 Conduct**

1. Horses to enter the ring clockwise at the jog-trot, then show at the road gait, reverse at either the jog trot or walk and show counterclockwise at the jog-trot, road gait and then trot at speed.
2. Horses to stand quietly in the line up. Attendants not permitted except in amateur classes. Exhibitors not to leave the bike except to make necessary adjustments. Exhibitors may, however, uncheck and stand at horse's head when left in the center of the ring while a part of the class is on the rail for a workout.

### **AR201 Appointments**

1. Tack: To be shown in light show harness, bridle with blinkers of square pattern, overcheck and separate overcheck bit, snaffle bit (straight or jointed) to a bike. Unweighted boots such as quarter boots or bell boots are optional.
2. Attire: Exhibitor shall wear stable colors, cap and jacket to match.

### **AR202 Qualifying Gaits**

1. The principal gait of the Roadster is the trot. Horses shall be asked to trot at three different speeds, the slow jog-trot, the fast road gait and then at speed. Judges may ask a Roadster to walk.
2. The horse should be in form at all gaits, with folding of the knees, flexion of the hocks and be balanced with a true square trot. Horses that are pacey or mixed gaited or that break from the trot shall be strongly penalized.
3. The horse should have animation, brilliance and competition ring presence.

### **AR203 Arabian Roadster Class Specifications**

1. OPEN. To be shown to a bike at a jog-trot, road gait, and then at speed. To be judged on performance, speed, quality and manners.
2. AMATEUR. To be shown to a bike at a jog-trot, road gait and then at speed. To be judged on manners, performance, speed and quality. One attendant may head the horse.
3. LADIES, GENTLEMEN. To be shown to a bike at a jog-trot, road gait and then at speed. To be judged on manners, performance, speed and quality. One attendant may head the horse.
4. ROADSTER UNDER SADDLE. To be shown under English saddle and with an open bridle using a snaffle bit and a single rein or a snaffle bit and running martingale with either a single or double rein. To be shown at a jog-trot, road gait and at speed. To be judged on performance, speed, quality and manners.

## **SUBCHAPTER AR-25 COMBINATION CLASSES SECTION**

### **AR204 Conduct**

1. Competitors to enter ring in a counterclockwise direction at the normal trot (Pleasure or Country Pleasure) or Trot (Formal).
2. Horses to be shown both directions of the ring at all required gaits as a harness horse. Competitors will be called to the line up, horses unhitched and saddled, then returned to the rail to be shown under saddle at required gaits both

directions of the ring.

3. Two attendants per entry are allowed to assist the changing of tack. Attendants must be properly attired. A plain, unmarked smock, **business attire or appropriate show attire** is required. *BOD 11/7/16 Effective 12/1/16*
4. The bridle must not be removed prior to the horse being completely unhitched from the buggy or cart.
5. Prize list must specify whether or not the rider and driver must be the same individual.
6. Cross entries are prohibited between the Informal Combination class and any class in the Country English Pleasure or Country Pleasure Driving sections at the same competition.

### **AR205 Tack and Gaits**

1. Formal Combination - For rules governing tack and qualifying gaits for this class, see Subchapters AR-6 and AR-21.
2. Informal Pleasure Combination For rules governing tack and qualifying gaits for this class, see Subchapters AR-7 and AR-22.
3. Country Pleasure Driving Combination For rules governing tack and qualifying gaits for this class, see Subchapters AR-8 and AR-23

### **AR206 Combination Class Specifications**

1. Formal Combination. OPEN, AMATEUR, LADIES, GENTLEMEN. To be shown in harness as a Formal Driving horse and under saddle as a Park Horse.
2. Informal Pleasure Combination. OPEN, AMATEUR, LADIES, GENTLEMEN. To be shown in harness as a Pleasure Driving horse and under saddle as an English Pleasure horse.
3. Country Pleasure Combination. OPEN , AMATEUR, LADIES, GENTLEMEN. To be shown in harness as a Country Pleasure Driving horse and under saddle as a Country English Pleasure horse.

## **SUBCHAPTER AR-26 WORKING WESTERN SECTION**

### **AR207 Conduct**

1. The order of go will be drawn in a random manner (computer/electronically, shuffling cards, drawing numbers, etc.).  
When the draw is determined manually:
  - a. The competition management shall announce to the exhibitors a specified time and place the drawing will occur. The management will have numbers (one through the total number entered) equal to the number of horses entered in the class.
    1. At the announced specified time that the draw will take place, all exhibitors wishing to make their own draw will assemble with the management. The management will call, in program order, the exhibitors with multiple horses to draw first.
    2. Exhibitors with multiple horses will not be back to back, where total number of horses entered will permit. If an exhibitor with multiple horses draws back to back there will be a re-draw. The management will then call the remaining exhibitors, in program order, to draw. When the number of horses in a class permits, riders with multiple horses must be drawn with a minimum of two horses spread between runs.
    3. No horse shall perform as the first horse in more than one class (go-around/section) per competition unless there are more classes than horses. If a horse is drawn up first for the second time there will be a re-draw.
    4. The number drawn will be that exhibitor's order of go. NO CHANGES with the exception of an extraordinary circumstance as determined by the judge(s) and steward(s).
    5. Management will draw for those exhibitors who do not appear for the announced drawing.
  - b. When the draw is determined by computer/electronically:
    1. Exhibitors with multiple horses will not be back to back where the total number of horses entered will permit. When the number of horses in a class permits, riders with multiple horses must be drawn with a minimum of

**AR - ARABIAN DIVISION**

two horses spread between runs.

2. No horse shall perform as the first horse in more than one class (go-around/section) per competition unless there are more classes than horses.
  3. The number drawn will be that exhibitors order of go. No changes with the exception of extraordinary circumstance as determined by the judge(s) and steward(s).
2. The order of go will be posted at least one hour before the start of the class.
  3. When specified patterns are required, patterns for each class must be posted at least one hour prior to the start of the class. The posted pattern is to be followed unless a change becomes necessary due to safety considerations. If a pattern or course is posted and publicly announced and there is a discrepancy between the posted and the announced pattern, the posted pattern is to be followed.
  4. Use of videotape. Videotape may be used by the judge(s) to review any entry's performance only in a class in which entries perform individually.
    - a. The videotape must be provided by an "official competition videographer," and the judge must have reason to believe all horses have been videotaped;
    - b. Whether or not to review the videotape is the sole discretion of the judge(s), and the decision of the judge(s) in this regard is non-protestable;
    - c. The judge's decision to review the videotaped performance must be made prior to announcing the official results of the class;
    - d. If a judge decides to review any videotaped performance in a class, the official results of the class must be delayed until after the review and a decision has been made.
    - e. Judges may not confer as to any penalty or maneuver score prior to submitting a score. If a major penalty (a penalty which results in a no score, a 0, or a 5 point penalty) is unclear, a judge will submit his/her score and ask that the score be held, pending a conference and/or review of the official video at the earliest appropriate time. Should the judges determine via conference or official video replay that a penalty was incurred, it should be applied. If, however, no penalty occurred, the score will be announced as originally submitted. No judge shall be required to change his/her score following a conference or official video replay. Each judge's decision is an individual call and based on individual decision from a conference or official video replay. The use of official video equipment by the judges is only permissible if the judge has reason to believe that all entries have been videotaped.
    - f. For reined cow horse and working cow horse classes, refer also to NRCHA. For all events at which multiple judges are utilized, major penalties must be reviewed in accordance with current NRHA rules for reining classes and current NRCHA rules for reined cow horse and cow horse classes. Similarly, major penalties must be reviewed for trail classes when there is a major penalty marked by at least one judge and at least one of the other judges did not. A major penalty shall be deemed a 0 score and all penalties 5 points or greater.

## **AR208 Appointments**

1. For rules regarding correct Western appointments, refer to AR144 Horses entered in Junior Horse classes must be shown in a snaffle bit or hackamore (See AR144).
2. A Reining, Reined Cow Horse, or Working Cow Horse, Junior Horse that has been shown in a Western event in a bridle may compete in a Junior Horse Reining, Reined Cow Horse, or Working Cow Horse, class wearing a hackamore or snaffle.
3. Boots and/or bandages are permitted in Reining, Reined Cow Horse, Working Cow and Cutting classes (See AR106.12).



## AR209 General Scoring

1. It is mandatory that judges use the prescribed AHA score sheet for Reining, Working Cow, Reined Cow Horse and Trail classes and it is mandatory that the score sheet (or a copy) be posted immediately after each class. Score sheets may be obtained by writing: AHA, 10805 E. Bethany Drive, Aurora, CO 80014 or score sheets may be downloaded at [www.arabianhorses.org](http://www.arabianhorses.org)
2. When a judge is adjudicating in a multiple judge system, the scores should be transferred to the ring steward or clerk in a manner that the other judges do not hear their score.
3. All individual judges of working western classes are required to announce the score of each horse immediately following the horse's work and prior to the work of the subsequent horse. If a score is being held for review, this is announced instead of the score.
  - a. When one judge is used, his score will place the class.
  - b. When more than one judge is used, scores will be totaled to determine the placing of the class.
  - c. When five judges are used, one high and one low score will be eliminated and the remaining three scores will be totaled to determine the placing of the class.
4. Ties for first place, Champion, Reserve Champion, fifth in a Top Five and tenth in a Top Ten class will be worked off using the same pattern, order of go and scoring technique as was used in the event; however, there will not be more than one work off.
  - a. Tied exhibitors can choose to forego a work-off and be named co-champions but must determine the winner of the awards by consensus or by a flip of a coin. If they do not agree, the exhibitor(s) who does not want to work-off will forfeit first place to the other. Prize money (if any ) for the tied placing(s) involved will be added together and equally split between the respective exhibitors.
  - b. Exhibitors disqualified in a work-off cannot be placed any lower than the lowest consecutive placing which results from breaking the tie.
  - c. Ties for second place in a non-championship class will stand tied and all involved exhibitors will qualify for AHA Regional competition; prize money (if any) for the placings involved will be added together and equally split between the respective exhibitors. All other ties are not worked off and will involve as many places as there are horses tied.
  - d. Prize money (if any) for any tied placings involved will be added together and equally split between the respective exhibitors.
  - e. Ties for sixth in a Top Five and 11th in a Top Ten will be broken by a flip of a coin by the steward in the presence of the riders involved.
5. If a mathematical error on a score sheet is discovered, it must be brought to the attention of the competition management.
6. A class will be complete and the posted scores will be considered "official" thirty minutes following the last class of the day.
7. In Working Cow Horse classes where there is more than one go-round, all horses will compete in both go-rounds. The top horses will then return for the Final go-round. The order of go shall be drawn for all sections. Scores will be accumulative through the Final class. Champion and Reserve Champion, Top Five and Top Ten will be determined by total accumulated score of all works. Ties will be broken in accordance with AR209.4.

## AR210 Reining Horse - General

1. The Arabian reining horse section shall be conducted in accordance with the current NRHA Handbook as modified by the following Arabian rules. Where the Arabian rules are silent, NRHA rules prevail.
  - a. There is no restriction on the number of horses a rider may show in a class.
  - b. Refer to AR144 Western Pleasure Appointments for rules regarding attire and tack. Refer to AR209.4 for ties.

**AR - ARABIAN DIVISION**

- c. Exception to NRHA rules see AR105.2
- d. Arabian breed restricted competitions that offer reining classes, but are not licensed as a Reining competition, are not required to have video instant replay available to the judges. (Exception: Video Instant Replay is required at the Regional and National level competitions).
- e. For Reining Horse class specifications, refer to AR212.
- f. Equipment checks are to be conducted either by the (call) judge prior to leaving the arena or by the Steward immediately outside of the performance arena after the run.
- g. Patterns must be posted.

### **AR211 Reining Horse Patterns**

Judges must choose from patterns in the current NRHA Handbook.

### **AR212 Reining Horse Class Specifications**

1. OPEN, AMATEUR, LADIES, GENTLEMEN, JUNIOR HORSE, HACKAMORE (BOSAL). Exhibitors to perform a pattern from NRHA Handbook, as instructed by the judge.
2. To be held following NRHA definitions. Placings in the Non-Pro Divisions do not affect eligibility in the Open Section.
  - a. Open- Follows NRHA Open Criteria excluding NRHA Membership or eligible as an AHA Member to compete in Open Reining classes.
  - b. Intermediate Open- Follows NRHA Open Rider criteria excluding NRHA Membership or rider who has not received more than the specified number of AHA National Achievement points in the Reining Section.
  - c. Limited Open-Follows NRHA Limited Open Rider criteria excluding NRHA Membership or rider who has not receive more than the specified number of AHA National Achievement points in the Reining Section.
  - d. Non Pro- Follows NRHA Non Pro criteria excluding NRHA Membership) or any amateur rider with a valid AHA Competition Card.
  - e. Intermediate Non Pro- Follows NRHA Intermediate Rider criteria excluding NRHA Membership) or rider who has not received more than the specified number of AHA National Achievement points in the Reining Section.
  - f. Limited Non Pro- Follows NRHA Limited Rider criteria (excluding NRHA Membership) or rider who has not received more than the specified number of AHA National Achievement points in the Reining Section.
  - g. Rookie Non Pro rider - Follows NRHA Rookie Level 1 Rider criteria (excluding NRHA Membership) or amateur rider who has not received more than the specified number of AHA National Achievement points in the Reining Section.
  - h. Primetime Non Pro Rider- amateur rider must be at least 50 years of age as of December 1st. The Primetime rider must also be entered in one or more of the above classes.
3. Short Stirrup Reining 10 & under.
  - a. Riders are allowed to choose the size and speed of the circles. Excessive speed will result in maneuver deduction.
  - b. There will be no penalty for holding the saddle with either hand.
  - c. The rider may ride with standard reins, or with any type of closed reins and may ride with one or two hands on the reins any time during the class.
  - d. This class is to be run with any current NRHA Short Stirrup pattern.

### **AR213 Working Cow Horse - General Conduct**

1. It is the intent of the Arabian Horse Association to comply with the National Reined Cow Horse Association (NRCHA) rules. Refer to Chapter 6 Broken Equipment, Chapter 15 Self Adjusted Monitor System, Chapter 17 Scoring, Chapter 19 Judging, and Chapter 22 Judges Score Sheet regarding working cow and reined cow horse classes held at licensed competitions. For further information regarding the conduct of Working Cow competitions, contact the NRCHA, 13181 US Highway 177, Byars, OK 74831; (580) 759-4949 phone; [www.nrcha.com](http://www.nrcha.com).

2. Exceptions and Notes: The working cow horse class consists of only the cow work.
  - a. Exhibitors in Working Cow Horse classes held in the Arabian Division have twenty (20) seconds after the close of the gate to signal for a new cow, or shall work the assigned cow with the exception that the judge decides if the exhibitor warrants a new cow.
  - b. See AR144 Arabian Western Pleasure for Appointments.
  - c. See AR105.6 for inhumane treatment and undue stress.
  - d. See AR209 for scoring Working Cow classes with more than one go-round and for breaking ties.

### **AR214 Working Cow Horse Class Specifications**

1. BITTED, HACKAMORE (BOSAL), For competitions offering only one Working Cow Horse class, bitted and hackamore horses shall compete together. Dry work will not be required.
2. OPEN, AMATEUR, LADIES, GENTLEMEN, JUNIOR HORSE classes may be offered.

### **AR215 Reined Cow Horse - General**

It is the intent of the Arabian Horse Association to comply with the National Reined Cow Horse Association (NRCHA) rules and refer to Chapter 6 Broken Equipment, Chapter 17 Scoring, Chapter 19 Judging, Chapter 20 Patterns, Chapter 21 Pattern Description (Maneuvers) and Chapter 22 Judges Score Sheet regarding working cow classes held at licensed competitions. For further information regarding the conduct of Reined Cow classes contact the NRCHA, 13181 US Highway 177, Byars, OK 74831; (580) 759-4949 phone; [www.nrcha.com](http://www.nrcha.com).

### **AR216 Reined Cow Horse Conduct**

1. The Reined Cow Horse class consists of two mandatory phases, the reined work and the cow work (boxing, fence turns and circling in that order). Each phase will have equal bearing and the final placings will be determined by the total of both scores (Exception: Limited Rein Cow Horse).
2. In cases of ties for first place the entry with the highest cow work score will prevail. If the cow work scores are identical, the tied entries for first place will work off with an additional cow work. All ties for other than first place will remain tied for points and prize money purposes and riders will flip for ribbons. Horses receiving a zero score in one phase and a score in the other are eligible for placing. Horses receiving a zero in both phases or a no score in either or both phases are ineligible for placing.
3. Limited Reined Cow Horse: This class introduces the rider to the boxing phase of the cow work. Judging begins when the contestant enters the arena. Schooling is not permitted between the completion of the rein work and the cow work, or between cows if a new cow is awarded. The penalty is a score of zero. Each contestant upon receiving a cow in the arena, shall hold that cow on the prescribed end of the arena for 50 seconds, demonstrating the ability of the horse and rider to control the cow. It is legal to hold the reins and romal in one hand (rein hand) while boxing the cow. Time must begin when the gate closes behind the cow after being let into the arena. The announcer or judge shall signal the completion of the 50 seconds with a whistle or horn. The horse must be scored using the "limited cow work scoring guidelines". *BOD 1/16/16 Effective 12/1/16*
4. See Appointments AR144 (Western Pleasure Section).

### **AR217 Reined Cow Horse Class Specifications**

1. BITTED, HACKAMORE (BOSAL), For competitions offering only one Reined Cow Horse class, bitted and hackamore horses shall compete together.
2. OPEN, AMATEUR, LADIES, GENTLEMEN, JUNIOR HORSE. Classes may be offered
3. LIMITED REINED COW HORSE, AMATEUR. Limited Reined Cow Horse classes are for amateur and junior riders who cannot have shown down the fence 3 actual runs in any judged classes or events with the exception of horse sales. Being entered in a class that includes the fence work will be counted as going down the fence regardless if

**AR - ARABIAN DIVISION**

the rider boxed the cow and pulled up before the run was completed. **This class is also open to approved Non-Pro Limited riders who comply with all eligibility rules (See NRCHA Non-Pro eligibility rules/USEF Amateur rules). After Non-Pro competitors reach the age of fifty (50), they may fall back into the Non-Pro Limited class (Limited Reined Cow Horse). The Non-Pro Limited Competitors;**

- a. **May not go down the fence again in any judged class(es) or event(s) with the exception of horse sales.**
- b. **May fall back into the Non-Pro Limited Reined Cow Horse division/class only once. BOD 1/16/16 Effective 12/1/16**

### **AR218 Cutting General**

1. Cutting classes held in the Arabian Division shall be conducted in accordance with the rules adopted by the Working Western Committee of the Arabian Horse Association.

### **AR219 Western Riding General**

Western riding classes held in the Arabian Division to be conducted in accordance with Western Chapter WS, Subchapter WS-5 Western Riding. OPEN, AMATEUR, LADIES, GENTLEMEN, JUNIOR HORSE

### **AR220 Ranch Horse Riding**

Ranch Horse **Riding**. The purpose of Ranch Horse **Riding** should reflect the versatility, attitude, and movement of a working horse. The horse's performance should simulate a horse working outside the confines of an arena and that of a working ranch horse. This class should show the horse's ability to work at a forward, working speed while under control by the rider. Light contact should be rewarded and horse shall not be shown on a full drape of reins. The overall manners and responsiveness of the horse while performing the maneuver requirements and the horse's quality of movement are the primary considerations. For rules regarding correct Western appointments, refer to AR144. **BOD 11/7/16 Effective 12/1/16**

1. Each horse will work individually, performing both required and optional maneuvers, and scored on the basis of 0 to 100, with 70 denoting an average performance.
2. The required maneuvers will include the walk, jog, and lope both directions: and the extended jog and extended lope going at least one direction; as well as stops, and a back.
3. Three optional maneuvers may include a side pass, turns of 360 degrees or more, change of lead (simple or flying), walk, jog, or lope over a pole(s); or some combination of maneuvers that would be reasonable for a ranch horse to perform.
4. The maneuvers may be arranged in various combinations with final approval by the judge.
5. The overall cadence and performance of the gaits should be free-flowing and ground covering for all gaits, with an emphasis on forward movement. Transitions should be performed where designated, with smoothness and responsiveness.
6. No time limit.
7. One of the suggested patterns may be used (found on AHA website), however, a judge may utilize a different pattern as long as all required maneuvers and the three (or more) optional maneuvers are included. Should a judge use one of his/her own patterns, it is recommended to not have the stop following an extended lope.
8. The use of natural logs is encouraged.
9. Posting at the extended jog is acceptable.
10. Touching or holding the saddle horn is acceptable.
11. Hoof polish is discouraged.
12. It is customary to not remove the hair from the insides of the ears, but horses with clean clipped ears will not be penalized.
13. Trimming of the bridle path, fetlocks or excessive (long) facial hair is allowed.

14. Appointments with silver should not count over a good working outfit. Silver on bridles and saddles and the use of weighted reins is discouraged.
15. Ranch Horse Penalties - A contestant shall be penalized each time the following occur:
- a. One (1) point penalties
    1. Too slow/per gait
    2. Over-bridled
    3. Out of frame
    4. Break of gait at walk or jog for 2 strides or less
    5. Split log at lope
  - b. Three (3) point penalties
    1. Break of gait at walk or jog for more than 2 strides
    2. Break of gait at lope
    3. Wrong lead or out of lead
    4. Draped reins
  - c. Five (5) point penalties
    1. Blatant disobedience (kick, bite, buck, rear, etc.)
    2. Eliminates maneuver
    3. Incomplete maneuver
  - d. Zero (0) score
    1. Willfull abuse
    2. Major disobedience or schooling
  - e. No specific penalties will be incurred for nicks/hits on logs/poles but deduction may be made in maneuver score.
  - f. No specific penalties will be incurred for over/under spins but deduction may be made in maneuver score.

## **SUBCHAPTER AR-27 WESTERN DRESSAGE**

### **AR221 Western Dressage**

Western Dressage classes held in the Arabian division are to be conducted in accordance with the Western Dressage Division, Chapter WD.

## **SUBCHAPTER AR-28 WESTERN OR ENGLISH TRAIL HORSE SECTION**

### **AR222 Trail Horse/In-Hand - General**

1. Trail classes may be offered for Western or English, but the two styles are not to be combined into one class at any time as there are distinct differences. (Exception: In-Hand Trail may combine the Western and English style competitors).
2. A trail horse is one that can maneuver through a course of obstacles with physical skill, expression and a good mental attitude. It should travel through and between obstacles with an inquisitive desire to go forward without compromising its calm, relaxed attitude and way of going. It should approach each obstacle squarely with authority and correct form, with its own style, yet maintaining its willingness to be dictated to completely by the rider/handler with no apparent resistance. Maximum credit should be given to the trail horse that negotiates its way through an entire course efficiently, in a timely manner, without excessive hesitation, with curiosity, expression, smoothness and style; in a manner that raises the degree of difficulty without sacrificing carefulness, control, and/ or attitude. Ultimately, the trail horse is skillful, eye appealing, confident, and leaves one with the impression of being sure, safe and a pleasure to ride over a course of obstacles.
3. All entered exhibitors will be allowed to walk and inspect the course with the judge and with the course designer, if present, prior to the start of the class. In amateur and junior exhibitor classes, exhibitors may be accompanied by

their trainer.

4. No time outs will be allowed.
5. The order of go to be drawn. See AR207.
6. There is no rail work. The course must be designed to require each horse to show all three (3) gaits (walk, jog/ trot at least thirty (30) feet, lope/canter right and left lead) somewhere between and/or over obstacles as part of its work, and quality of movement and cadence should be considered as part of the obstacle score. Unnecessary delays while approaching or negotiating an obstacle shall be penalized.
7. If at any time the trail obstacle is found to be unsafe, it must be repaired or removed from the course. If it can not be repaired and horses have completed the course, the score for that obstacle shall be deducted. No horse shall be asked to repeat the course, except in the case of a tie.
8. The course must be posted at least twelve (12) hours before the scheduled starting time for the class. Exception: one (1) hour at AHA One Day Shows and twenty-four (24) hours at Regional and National Championship Shows.
9. There shall be a minimum of six (6) obstacles and a maximum of ten (10) obstacles on any course. (Exception: National Championship classes have no maximum number of obstacles).
10. The judge may alter the course prior to the course walk.

### **AR223 Trail Course Designers**

1. It is recommended that a Course Designer be contracted for all competitions and his/her name appears in the prize list. It is recommended that the Course Designer be present and available to the trail arena at all times during the trail classes.
2. It is required that a Course Designer, separate from one of the judges, be contracted at every National Championship Competition and his/her name appears in the prize list. At National Competitions, the Course Designer must be present and available to the trail arena at all times during the trail classes. *BOD 11/7/16 Effective 12/1/16*
3. The Course Designer may judge (except at AHA Regional or AHA National Championship competitions) or be an official.
4. Neither the Course Designer nor a member of his/her family may be a trainer, coach, exhibitor or rider in classes which he/she designs.
5. The Course Designer must supply the judges and office with copies of the trail courses each day, to comply with course posting requirements.
6. The Course Designer must be a USEF/EC Senior Member in good standing.

### **AR224 Trail Obstacle Mandatory Dimensions**

All elevated poles must be in a pole holder e.g. trail blocks, trail risers, standard jump cups or similar type supports.

The judge has the right to alter the course.

#### 1. WALK-OVERS

- a. Single Poles: Maximum height 16". In-Hand: Maximum height 12"
- b. Multiples: Maximum height 10". In-Hand: Maximum height 8"
- c. Minimum width between poles 20" to 24" or multiples thereof, between poles is generally considered good spacing for walkovers, depending upon difficulty desired. No rolling poles.

#### 2. LOPE OVERS WESTERN (not allowed In-Hand)

For lope overs, a distance of 6'-6'6" is preferred.

#### 3. CANTER OVERS ENGLISH (not allowed In-Hand)

Canter overs: 6'6" to 8' apart- 7'6" is preferable for most English horses.

#### 4. JUMPS

(Note: ASTM helmets are not required for trail horse jump obstacles).



- a. Mounted: Maximum height 24"
- b. Amateur and Junior to ride classes jumps, mounted, may not exceed 18")
- c. Lead Over: Maximum height 12"
- d. Minimum width between standards of a jump: 4 feet
- e. Combinations: 12 feet for a one stride; 6 feet for a no stride
- f. Box Jumps and L Jumps: Poles must be at least 12 feet long.

#### 5. CAVALETTI/JOG OVERS WESTERN

- a. Jog overs: 3 feet to 3'6" apart or multiples thereof (space is measured between poles)
- b. Lope overs: 6 to 7 feet apart or multiples thereof - 6 feet is preferable for most horses.

#### 6. CAVALETTI/TROT OVERS ENGLISH

Trot overs: 3'6" to 4' apart (space is measured between poles). 4 feet is preferred for most English horses.

#### 7. CAVALETTI/TROT/JOG OVERS IN-HAND

- a. Single or Multiples: In-Hand Maximum height 6"

#### 8. BACK THROUGHGS

- a. On ground: 28" between Min.
- b. Elevated: 30" between Min.
- c. Barrels: 32" between Min.

#### 9. SIDE PASSES

- a. Single pole: Up to 24" high. In-Hand Trail up to 6"
- b. Slots: Never closer than 24" wide (space is measured between poles).

#### 10. SERPENTINES (jog arounds)

- a. Pylons 6 feet apart (base to base) minimum. Guardrails, if used, should be 3 feet to either side of the pylons.
- b. Pylons 3 feet apart (base to base) minimum. Guardrails, if used, should be 6 to 8 feet to either side of the pylons.
- c. If tall standards are used, dimensions can be looser.

#### 11. GATE

Approximately 60" high with latch available at that height. (Exception: In-Hand Trail gate must be operable by all handlers).

#### 12. BRIDGE -Suggested (not mandatory) dimensions:

- a. Bridges must be built of sturdy design non slip surface and a bridge should be approximately 3' wide and approximately 6' long. Any bridge deemed to be unsafe by the judge must be altered or removed.
- b. minimum of 36" wide
- c. minimum of 6' long
- d. no higher than 12"

#### 13. ANY OTHER MANEUVERS: Figure horse's wheelbase at five feet front hooves to back hooves.

#### 14. UNACCEPTABLE OBSTACLES

- a. Live Animals
- b. Hides
- c. PVC poles
- d. Dismounting
- e. Rocking or moving bridges
- f. Water box with floating or moving parts
- g. Flames, dry ice, fire extinguisher, etc.
- h. Logs or poles elevated in a manner that permits such to roll
- i. Tarps are prohibited to be used within an obstacle, defined as where the entry will be expected to walk, jog, lope

or back. They can be used for decorative purposes but must be secured.

- j. Hay bales
- k. Rolling Poles

## 15. WALK/TROT-JOG OBSTACLES

Obstacles are to consist of no more than three non-elevated walk over poles and no more than three jog over poles, serpentine(s), pass through an open gate, straight back through and a bridge. Prohibited obstacles include water, tarps, drags, pick-up objects, ground tie and closed gates.

### AR225 Trail Definitions

1. Knockdown: When any component, element, or portion of an obstacle is displaced from its original position-by horse or rider/handler.
2. Refusal: Any action taken by the horse to avoid performing an obstacle, part of a combination of obstacles or portion of a trail course. These actions may include, but are not limited to the following:
  - a. Balking: (Any action that results in a horse blatantly and continuously refusing a rider's/handler's command).
  - b. Evading or running past an obstacle to be negotiated.
  - c. Each complete loss of the gate determined by the entry letting go of gate or dropping a rope gate.
  - d. Any blatant action by the horse that demonstrates an unwillingness to approach, negotiate and/or complete an obstacle.
3. At the judge's discretion or when a judge has deemed three (3) refusals have occurred at an obstacle the exhibitor will proceed to the next obstacle. (In multiple judging situations the call judge will determine when to instruct the exhibitor to proceed to the next obstacle.) Any time a judge instructs an exhibitor to proceed to the next obstacle, a five (5) point penalty will apply for being asked to move to another obstacle and as such is not in accordance with course direction. This penalty is in addition to the two (2) five (5) point penalties received for refusals or blatant disobedience for a total of three (3) five (5) point penalties.
4. Off Course:
  - a. Taking an obstacle in the wrong direction.
  - b. Deliberately failing to enter, exit, or work obstacle from correct side or direction.
  - c. Negotiating an obstacle in the wrong sequence including skipping an obstacle unless directed by the judge.
  - d. Not following the correct line of travel (i.e. the drawn pattern and Judge's instruction/direction).
  - e. Pulling gate when designated to push in course directions (or vice versa) or when using a rope gate, walking through gate when designated to back through (or vice versa).
  - f. Sidepassing the wrong end of a horse in slot.
  - g. Riding or leading outside designated boundary marker of the course.

### AR226 Trail Scoring General

1. All horses enter the arena with a score of 70. With each obstacle, the judge will instruct a scribe to assign a score as well as any appropriate penalties if one or more occurs. At the end of the work, obstacle scores will be totaled. Any penalties will then be subtracted to arrive at a final score. All horses are judged from the time they enter the arena until the completion of the last obstacle.
2. Judge(s) may review official video (if available) on no score, zero, 10 point, or 5 point penalties only. Refer to AR107.4 (Video review is solely the judge(s) decision.)
3. Each obstacle will be scored as follows:  
Half point increments can be used from +3 to -3.  
+3 EXCELLENT: The horse approaches and negotiates obstacle in correct form with definite style. The horse performs in an efficient manner with curiosity and athleticism, while maintaining the qualities of an ideal trail horse. The

horse's performance over the obstacle is VISUALLY IMPRESSIVE.

+2 VERY GOOD: The horse approaches and negotiates obstacle in correct form with noticeable style. This horse definitely displays many qualities of the ideal trail horse. The horse's performance over the obstacle is VISUALLY ATTRACTIVE.

+1 GOOD: The horse approaches and negotiates obstacle in correct form with some degree of style. This horse may display some qualities of the ideal trail horse, but lacks those qualities to the degree they are exhibited by the Very Good or Excellent performer. The horse's performance over the obstacle is VISUALLY PLEASING.

0 AVERAGE: For the most part, horse approaches and negotiates obstacle in correct form. Minimal style is exhibited. If the horse's performance displays any qualities of the ideal trail horse they are negated by slight errors in form. The horse's performance over the obstacle leaves a visually NEUTRAL IMPRESSION.

-1 POOR: The horse fails in some way to approach and/or negotiate obstacle in correct form. There is a noticeable void in some of the qualities of the ideal trail horse. Willingness to guide or control may have been compromised but not safety.

-2 VERY POOR: The horse approaches and negotiates obstacle, but noticeably fails to do so in correct form. There is a definite deficiency in the qualities of the ideal trail horse. Safety may have been compromised. The horse exhibits noticeable resistance.

-3 EXTREMELY POOR: The horse approaches and/or negotiates obstacle in unacceptable form, but avoids elimination. This horse's performance is probably reckless, careless, and/or dangerous. The horse exhibits significant resistance towards the rider's commands.

## AR227 Scoring Penalties

In addition to the obstacle score, each entry may incur penalties for the following infractions:

### 1. NO SCORE

- a. Illegal equipment. This includes any attachment which alters the movement of or circulation to the tail.
- b. Abuse to the animal inside or outside the competition arena and/or evidence that an act of abuse has occurred. This includes lameness and/or fresh blood in the mouth, chin, shoulder, barrel, flank or hip areas.
- c. Disrespect or misconduct by exhibitor.
- d. No whips allowed in In-Hand Trail.

### 2. ZERO SCORE

- a. Off course including:
  1. Pulling gate when designated to push in course directions (or vice versa) or when using a rope gate, walking through the gate when designated to back through (or vice versa)
  2. Sidepassing the wrong end of horse in slot
  3. Working obstacles out of sequence
  4. Deliberately failing to enter, exit or work obstacle from correct side or direction
  5. Riding/leading horse outside designated boundary marker of the course
- b. Fall of horse or rider/handler. Equipment failure or loss of shoe that delays completion of course.
- c. Dropping a rein or the Lead that contacts the ground while the horse is in motion
- d. Two hands on reins (Exception: Snaffles or Hackamore) or changing hands on reins; except for junior horses shown with hackamore or snaffle bit, only one hand may be used on the reins, except that it is permissible to change hands to work an obstacle. Exception: Does not apply for English Trail or In-Hand Trail.
- e. More than one finger between split reins. Exception: Does not apply for English Trail or In-Hand Trail.
- f. Fingers between closed reins. Exception: Does not apply for English Trail or In-Hand Trail.
- g. Failure to maintain 16 inches of rein between hands when using romal reins except to work an obstacle. Exception: Does not apply for English Trail or In-Hand Trail. Note: Neither a "no score" nor a "zero score" penalty may receive an award in that class. A "zero" score may advance in a multiple-go event.

**AR - ARABIAN DIVISION**

h. Baiting is not allowed in In-Hand Trail.

**3. 10 POINT PENALTIES**

- a. Temporary loss of control, stampeding, running through or jumping over entire obstacle when jump is not called for. This penalty can be awarded when an entry has completed an obstacle and has sufficiently destroyed the obstacle or where it is impossible to ascertain if the obstacle has been completed in any manner.
- b. blatant disobedience (kicking, bucking, rearing, biting, striking, horse leaving designated ground tie area).

**4. 5 POINT PENALTIES**

- a. Each refusal. Refusals are cumulative. After three (3) refusals at a single obstacle or when deemed necessary by the judge, the judge will ask the contestant to proceed to the next obstacle for a total of 15 penalty points. When the refusal is the result of a complete loss of the gate the entry may retrieve the gate and continue. If they are unable to retrieve the gate and the judge asks them to move on they will have been deemed to have earned three refusals for a total of three (3) five-point penalties.
- b. Horse places two or more hooves outside of a confining element.
- c. Horse misses/evades an element/component of an obstacle that is part of a series.
- d. Rider/handler loses drag or object being carried.
- e. Horse places one hoof off side of bridge or falling off side of bridge.
- f. Horse performs obstacle at the wrong gait or lead.
- g. Rider spurring or obvious cueing or touching of horse in front of forward cinch including, but not limited to use of free hand to instill fear or praise.
- h. Handler touching the horse with either hand in In-Hand unless instructed by the judge, course designer or performing a side pass.

**5. 2 POINT PENALTIES**

- a. Horse/handler knockdowns or obviously displacing the original configuration of an obstacle.
- b. Horse places one hoof outside of a confining element.
- c. Horse breaks gait for more than two strides. When an entry is transitioning down from a lope to a walk, a couple of steps of jog is acceptable and will not result in a penalty; however, the judge may take that transition into consideration in the maneuver score. The same would be for when a horse momentarily hesitates before undertaking a series of walkovers, working the bridge, or any other maneuver from a walk. A momentary halt is not considered a break of gait, and, in fact, is desired. If the entry takes two or more steps back, it would be considered a refusal and be subject to a five-point penalty.
- d. Rider holds saddle with free hand. (Exception: over a jump, elevated jog over(s) or elevated lope over(s)).
- e. Horse approaches obstacle at wrong gait or lead. During transition areas between obstacles, if horse is, for instance, loping where a jog is called for, or jogging where a walk is called for, a two point penalty has occurred.

**6. 1 POINT PENALTIES**

- a. Horse double strides or adds strides or adds steps. (Walkovers, jogovers, lope overs, tires).
- b. Horse skips slot (walkovers, jogovers, lope overs)
- c. Major hit or stepping on an element of an obstacle, log, pole, cone or obstacle by horse/handler.
- d. Each time horse switches leads where not called for, picking up wrong leads, or cross leading. NOTE: If a horse switches leads and must be broken down to correct the lead, then two penalties have been incurred (The first for switching leads (1 point) and the second for breaking of gait (1 or a two point penalty depending on the number of strides))
- e. Horse breaks gait for two strides or less. When an entry is transitioning down from a lope to a walk, a couple of steps of jog is acceptable and will not result in a penalty; however, the judge may take that transition into consideration in the maneuver score. The same would be for when a horse momentarily hesitates before undertaking a series of walkovers, working the bridge, or any other maneuver from a walk. A momentary halt is not considered

a break of gait, and, in fact, is desired. If the entry takes two or more steps back, it would be considered a refusal and be subject to a five (5) point penalty.

### **AR228 In-Hand Trail – General**

1. Judges should consider the overall appearance of the horse, conditioning, grooming, and the equipment in the overall score. Also to be considered is the correctness of the horse while being led. For safety reasons, those handlers continuously holding the chain on the lead, tightly coiling the lead shank around the hand, or dragging the lead shank must be penalized.
2. To include a walk and jog of suitable duration to determine the way of going. Management is encouraged to design courses that can be negotiated in ninety (90) seconds.
3. In-Hand course designers. See AR223.
4. In-Hand mandatory dimensions. See AR224.
5. In-Hand Trail definitions. See AR225.
6. In-Hand Trail Scoring General. See AR226.
7. In-Hand Trail Scoring Penalties. See AR227.
8. In-Hand Trail Scoring Procedures. See AR229.

### **AR229 Scoring Procedures**

1. The class conduct and scoring system procedures stated herein shall be used in adjudication of all Trail classes in the Arabian division. Competition Management shall provide scribe(s) at judge(s) request.
2. When a judge is adjudicating in a multiple judge system, the scores should be transferred to the ring steward or clerk in a manner that the other judges do not hear their score.
3. All individual judges of Trail classes are required to announce the score of each horse immediately following the horse's work and prior to the work of the subsequent horse. If a score is being held for review, this is announced instead of the score.
  - a. When one judge is used, their score will place the class.
  - b. When more than one judge is used, scores will be totaled to determine the placing of the class.
  - c. When five judges are used, one high and one low score will be eliminated and the remaining three scores will be totaled to determine the placing of the class.
4. The prescribed AHA score sheet must be used. Obstacle scores and any penalties will be totaled to arrive at a final score.
5. Score sheets must be posted.
6. For method of breaking ties in Trail classes see AR209. In the event of a further tie, refer to the order of the judges cards (i.e. #1, #2, #3).
7. Judge(s) may review official video (if available) on no score, zero, 10 point, or 5 point penalties only. Refer to AR204 (Video review is solely the judge(s) decision.)

### **AR230 Western or English Trail Appointments**

1. For rules regarding correct Western Trail appointments, refer to Western Pleasure - Appointments.
2. Horses entered in a Western Junior Horse Trail classes must be shown in a snaffle bit or hackamore (See AR144)
3. A Trail Junior Horse that has been shown in a Western event in a bridle may compete in a Western Junior Horse Trail class wearing a hackamore (Western only) or snaffle (Western or English).
4. For rules regarding correct English Trail appointments refer to Park Horse, English Pleasure, Country English Pleasure, English Show Hack, Hunter Pleasure, Dressage, or Working Hunter - Appointments.
5. Horses entered in English Junior Horse Trail classes must be shown in a snaffle bit as appropriate to style of attire. Hackamores are not permitted in English Trail.

## **AR231 In-Hand Trail Appointments**

### 1. In-Hand Tack

- a. Suitable halter (Leather preferred) (with or without silver trim), leather lead (with or without a chain) to be used. If a chain is used with the lead it must not be run through the horse's mouth or over the horse's nose.

### 2. In-Hand Attire

- a. See AR230.
- b. No crop, whip, chaps, chinks or spurs allowed.

## **AR232 Western or English Trail Horse Class Specifications**

### 1. OPEN, AMATEUR, LADIES, GENTLEMEN

### 2. JUNIOR HORSE (See AR132.1.a, AR136.1.a, AR144.2.b and DR121)

3. GREEN: A Green Trail Horse is a horse of any age in its first or second competition year showing in any trail class at AHA/USEF/EC competition. *BOD 6/20/16 Effective 12/1/16*

## **AR233 Western or English In-Hand Trail Class Specifications**

### 1. OPEN, AMATEUR, JUNIOR EXHIBITOR

### 2. Weanlings, Yearlings, 2 Year olds, 2 & Under, 3 & Over

### 3. Colts, Stallions, Fillies, Mares, Geldings

## **AR234 Walk-Jog Trail Class Requirements**

WALK-JOG TRAIL - Riders may not be more than ten years of age as of December 1 of the current competition year. Horse and rider must follow the appointments as set forth in the Arabian Western Pleasure Sub-Chapter. The rider must never have been judged in a class at a Licensed Competition that required a canter or lope. Exception: Short Stirrup Reining Riders and Cross Rails 10 & Under. Obstacles are to consist of no more than three non-elevated poles and no more than three jog over poles, serpentine(s), open gates, straight back through, and a bridge. Prohibited obstacles include water, tarps, drags, pick-up objects and closed gates.

## **SUBCHAPTER AR-29 EQUITATION SECTION**

## **AR235 Regulations for All Seats**

1. Riders in classes for junior exhibitors cannot have reached their 19th birthday in accordance with AR110.9. Arabian Competitions consider junior exhibitors to be 18 years old and under as defined in Arabian rules.
2. In equitation classes only the rider is being judged, therefore, any horse that is suitable for a particular style of riding and is capable of performing the required class routine is acceptable.
3. Competitions may offer classes restricted to Arabians and/or Half-Arabians/ Anglo-Arabians. The breed restrictions must be clearly stated in the prize list for the benefit of all potential exhibitors. Once an equitation class or section has begun, no individual shall ride or school an entered horse during the class or section unless that individual is the person entered on and showing said horse in that class or section. Any violation will result in disqualification of the rider in that class.
4. Maiden, Novice, Limit and Intermediate Equitation classes may be held in accordance with EQ110.4.a, 4.b and 4.c.
5. Equitation classes must be conducted according to EQ106 and judged in accordance with EQ102. Exception: Western Horsemanship, Reining Seat Equitation and Dressage Seat Equitation
6. The arena gate must remain closed during the rail work and the pattern.
7. At all AHA Regional and AHA National Competitions riders in the line-up in all seats will be excused from the ring during individual pattern work. (Exception: Dressage Seat Equitation riders in the line-up may remain in the arena but outside the dressage court).



8. At all AHA Regional and AHA National Competitions each contestant in the Championship Final is required to perform the pattern of each phase in which the contestant is a participant.
9. At all AHA Regional and AHA National Competitions the Call Judge shall prepare in writing and have a pattern posted at least 24 hours prior to the first section of the Eliminations. Subsequent patterns are to be available immediately following the last working section of each phase.
10. Competitions are encouraged to offer Amateur Adult Equitation classes for riders 19 years and older.

### **AR236 Hunter/Jumping Seat Equitation**

1. For rules governing Hunter/Jumping Seat Equitation classes, refer to Chapter EQ, Subchapter EQ-2 **HUNTER/JUMPING SEAT EQUITATION** except:
  - a. EQ103 Eligibility to Compete
  - b. EQ 108 Course Requirements
  - c. EQ 109 Course Designers. For Course Designers requirements, see AR161.
  - d. EQ110 Requirements for Specific Classes
  - e. EQ111 USHJA Zone and Regional Championships.

#### 2. Hunter Seat Equitation Over Obstacles:

- a. Classes:
  1. Modified Equitation Over Obstacles – 2'3"- JTR, ATR, AATR
  2. Junior / Adult Equitation Over Obstacles– 2'9"- JTR, ATR, AATR

**Note:** Riders must enter the Equitation Division based on the fence heights in the Hunter or Jumper classes that they have entered, shown and been judged in at the same competition or tournament. If they have competed over 2'6" at the same competition they must show in the 2'9" Equitation Division. No cross entry is permitted between the two equitation classes.

#### b. Course Requirements:

1. Classes must be held over at least eight obstacles.
2. All obstacles must be at least 5'6" wide across the jumpable portion.
3. Combinations are prohibited in classes restricted to riders 14 years old and under.
4. Verticals may be jumped in either direction provided ground lines are correct, i.e. no false ground lines.
5. In Modified Equitation Over Obstacles - 2'3" and AHA Modified Equitation Over Obstacles Medal- 2'3" classes, the course must have at least one change of direction and at least one oxer. In addition, the course should include some of the following:
  - a. Bending Line
  - b. Fence at the end of the ring
  - c. Trot fence
  - d. Long approach to a single jump
6. In Junior/Adult Equitation Over Obstacles - 2'9" and AHA Junior Equitation Over Obstacles Medal – 2'9" classes, the course must include at least two changes of direction and 1/3 of the fences should be oxers. In addition, all courses must include at least three of the following:
  - a. Bending Line
  - b. Narrow Jump (5'6"-8')
  - c. Roll-back Turn
  - d. Fence at the end of the ring
  - e. Trot fence
  - f. Long approach to a single jump
  - g. A combination

- h. If an option fence is used, a rider may choose to jump either fence. If the horse stops at one of the options, the rider is scored with a refusal and if the fence is dislodged must wait for the fence to be reset, but may then jump either option.
- i. Obstacles jumped in any further testing requested by the judge, must have been included in the original course. Jumps must be jumped in the original direction unless otherwise specified.

### 3. Hunter Seat Equitation – Not to Jump.

Horses to be shown at the Walk, Posting Trot Rising, Sitting Trot and Canter. A lengthening or shortening of stride may be called for at any gait. Horses may be asked to back on the rail or in line up. Additional tests, EQ112, may be called for but if the class entry is age restricted, the tests must be consistent with AHA Medal class requirements as outlined below.

- a. For AHA Hunter Seat Equitation – Not to Jump Medal ( 13 & Under), Regional (13 & Under) and National (13 & Under). Not to Jump classes, all contestants are required to perform both the rail work and two or more individual tests from Equitation rule EQ 112, Tests 1-5, 8.
- b. For AHA Hunter Seat Equitation – Not to Jump Medal (14--18 , 18 & Under and Adult), Regional (14--18 , 18 & Under and Adult) and National (14 -18 , 18 & Under, and Adult) Not to Jump classes, all contestants are required to perform both the rail work and two or more individual tests from Equitation rule EQ112 tests 1-5, 8-9, 11-19. Exception: Test 16 may be called for only at the AHA National Competition.
- c. All Medal, Regional and National Championship classes are a two phase class and all riders must return for additional testing to be considered for an award. For tests from which judges must choose, see EQ112.
- d. Judging is based on 50% rail work and 50% pattern work.
- e. Patterns must be posted one hour before the class, 24 hours for Regional and National Championships.
- f. A rider going off pattern is not eliminated from consideration for an award but must be severely penalized.
- g. A Fall of horse or rider in any phase of the class is cause for elimination.

### 4. AHA Jumper Seat Equitation Over Obstacles – .90m:

- a. AHA Jumping Seat Medal Qualifying classes are to be held at any AHA licensed competition which holds Jumper Classes.
- b. Classes for JTR, AATR or combined may be offered.
- c. Course Requirements:
  - 1. The class must utilize jumper style Obstacles and the course should be of the type used in the Junior/Amateur Jumper classes.
  - 2. The course must include at least eight obstacles set at .90m, at least one double combination, and at least 3 spreads from .70m to .90m. A small Liverpool may be used at the discretion of the course designer.
  - 3. Start and Finish markers must be used. Time allowed will be figured at 350 meters per minute and may be timed either electronically or manually.
- d. Judging Requirements and Judging system:
  - 1. The AHA .90M Jumping Seat shall be judged on the rider's equitation style, technical merit, judgment and execution of an efficient, time saving pace and track.
  - 2. One (1) point will be subtracted from the rider's score for each commenced second over the time allowed and four (4) points will be deducted for each knockdown on course.
  - 3. Judges are asked to walk the course when possible and where there are striding options, the judges are asked not to penalize an option that might be used to achieve the best result appropriate to the track taken and the individual horse/rider combination.
  - 4. JP134 (The Competition Round) and JP136 (Timing) will apply.
  - 5. No work-off is required
  - 6. Two refusals will incur elimination.

- e. Tack and Saddlery Restrictions, as per JP111, with the exceptions of:
  1. Blinkers are forbidden
  2. Running martingales used in the conventional manner are permitted. Standing martingales, draw reins, or restricted running martingales are prohibited.
  3. Reins must be attached to the bit(s) or directly to the bridle. Gags, including Hunter Gags, are prohibited.
  4. In a multiple Judge system, placings will be determined as per the appropriate AHA rule pertaining to the number of judges. If Multiple systems are available, then the Show will state in the prize list which system will be utilized.

#### 5. Specialty Classes:

AHA Hunter Seat Equitation Medal Final- 2'9" –JTR, ATR, AATR - May be held at National Championship Shows (Youth, Sport, Canada) only. Any rider qualified for the National Hunter Seat Over Obstacles Final is qualified for the Medal Final. No additional qualifications are required.

- a. Class Conduct: The class is a two phase class, Over Obstacles followed by a flat phase. Tack and Equipment changes are allowed between phases. Martingales must be removed for the Flat Phase.
  - b. Over Obstacles Phase: To be conducted as per Junior/Amateur Hunter Seat Medal Over Obstacles 2'9". Riders will complete the over fence phase of the class first.
  - c. Only those riders who successfully complete the course (not eliminated) will return for the flat phase. All riders will work collectively on the rail and are required to be judged at the walk, working trot rising, working trot sitting and working canter, both ways of the ring. A lengthening of any gait can be called for by the judge (Call judge in a multi judge system) at their discretion. In addition, they may be required to do any of the following tests from the USEF Hunt Seat Equitation (EQ112).
  - d. At the completion of the Over Obstacles and Flat phase, the top 4 riders will be required to return to complete additional tests chosen by the judges. In a multi judged system, the top 4 riders will be determined by having each judge score the class and submit their results to the scorer. Once the class is scored the top 4 riders will be asked to return to the arena for individual testing. Each judge will be asked to score these four based solely on the ride off. The Champion and Reserve will be determined based on the ride off results only. The test to determine the Champion and Reserve Champion will be determined by the Call Judge and the test will NOT be posted. The Test can be over obstacles or on the flat or a combination of any tests from the approved list. The Call Judge may consult with the other judges on the panel in determining the test. Horse/Rider combinations may be asked to remain in the ring. If they are excused from the ring, no consultation with coaches/family is permitted. This will be monitored by a Steward. If a rider does not return for testing, he/she will be placed at the bottom of the Top 4 for placing purposes. Tests as per EQ112.
  - e. Scoring: To be judged 50% on Flat phase and 50% on Over Obstacles phase.
6. FEI approved safety mechanisms must be used in conjunction with a cup that is at least 1 ½ inches deep and at least 3 inches wide for the back rail of all oxers in the competition ring.
  7. FEI approved safety cups must be made readily available for each equitation schooling area. Breakable pins such as wooden dowels are permitted in an equitation schooling area only when safety cups are not available.
  8. Schooling Rules for all equitation classes will follow USEF Jumper Schooling Rules (see JP Appendix A) Exception: Swedish Oxers (maximum 12" difference), tarps, coolers and liverpools are acceptable. *BOD 1/16/16 Effective 12/1/16*

### AR237 Saddle Seat Equitation

1. For rules governing Saddle Seat Equitation classes, refer to Chapter EQ, Subchapter EQ-3 except as otherwise stated in this Subchapter.
2. For tests from which judges must choose, see EQ118. Test 16 may only be called for at the National level.

3. For AHA Regional (13 & under) and National (13 & under) classes, all contestants are required to perform both the rail work and two or more individual tests from Equitation Rule, EQ118, Tests 1-12.

For AHA Medal (13 & Under), Regional (13 & Under) and National (13 & Under) classes, all contestants are required to perform both the rail work and two or more individual tests from Equitation rule EQ118, Tests 1-12 . For AHA Medal (14 -18, 18 & under and 19 & Over), Regional 14-18, 18 & Under and 19 & Over) and National 14-18, 18 & under and 19 & over) classes, all contestants are required to perform both the rail work and two or more individual tests from EQ118, Tests 1-16. Test 16 may be called for only at the AHA National Competition. 4. Markers are not allowed.

### **AR238 Western Seat Equitation**

1. For rules governing Western Seat Equitation classes refer to Chapter EQ, Subchapter EQ-4, Western Seat Equitation, EQ121-124.
2. For tests from which judges must choose, see AR240.
3. Riders enter the ring at jog and are judged at a flat-footed four beat walk, two-beat jog and a three-beat lope both ways of the ring. **Extended jog and lope may be called on the rail and/or in the pattern.** The order to reverse may be executed by turning toward or away from the rail. All competitors are required to back in a straight line during the line up in all classes.
4. Judges are encouraged to call for at least two tests from AR244 to be performed by competitors being considered for an award. A pattern is not required, but if offered, is defined as two or more tests and can be performed either collectively or individually.
5. At Regional competitions, Western Seat Equitation may be offered. This class does not count as a qualifying class for National Western Horsemanship or Reining Seat Equitation classes.
6. **Mandatory Causes for Elimination**
  - a. **See AR105.6 for inhumane treatment and undue stress.**
  - b. **Excessive schooling or training**
  - c. **Fall of horse or rider**
  - d. **Illegal use of hands on reins**
  - e. **Use of prohibited equipment**
  - f. **Spurring/kicking in front of cinch**
  - g. **Equipment failure that delays completion of the pattern or rail** *BOD 1/16/16 Effective 12/1/16*

### **AR239 Western Horsemanship**

1. Emphasis shall be placed on horse and rider working together on both rail and pattern work. Execution and correct form of both horse and rider, while maintaining a pleasurable ride are the main criteria for this class.
2. Judging is based 50% on rail work and 50% on pattern work.

### **AR240 Class Conduct**

1. Riders enter the ring at a jog and are judged at a flat-footed four beat walk, two beat jog and a three beat lope both ways of the ring. **Extended jog and lope may be called on the rail and/or in the pattern.** The order to reverse may be executed by turning toward or away from the rail. *BOD 1/16/16 Effective 12/1/16*
2. All exhibitors must be required to perform a pattern composed of a minimum of four tests from AR244. 13 & Under: Tests 1-7; 14-18, 18 & Under and 19 & Over: Tests 1-10. Off pattern does not eliminate the exhibitor.
3. Instructions must be publicly announced and patterns must be posted at least one hour before the class.
4. Rail work or pattern work may be conducted first.

#### **5. Mandatory Causes for Elimination**

- a. **See AR105.6 for inhumane treatment and undue stress.**

- b. Excessive schooling or training
- c. Fall of horse or rider
- d. Illegal use of hands on reins
- e. Use of prohibited equipment
- f. Spurring/kicking in front of cinch
- g. Equipment failure that delays completion of the pattern or rail. *BOD 1/16/16 Effective 12/1/16*

### **AR241 Rider Position**

Refer to EQ122.

### **AR242 Rider Position in Extended Gaits**

1. Extended jog: The rider should stay square and maintain proper overall body position yet animate their seat to encourage forward motion of the horse. The lower leg, while maintaining light contact and proper position may also become moderately more active to encourage the horse to lengthen its stride while maintaining cadence. The horses stride should lengthen or extend, not quicken. The length of the stride should not be any greater than is comfortable for the individual horse to carry and maintain.
2. Extended lope: The rider should have a square balanced torso over a soft connected seat. The riders seat may rhythmically drive the stride of the horse forward yet not interfere with the cadence of the gait. The horse should transition within a few strides from the lope to the extended lope, which is a lengthened stride not a quickened pace. The length of stride should not be any greater than is comfortable for the individual horse to carry and maintain. *BOD 1/16/16 Effective 12/1/16*

### **AR243 Appointments**

Refer to EQ123.

### **AR244 Tests From Which Judges Must Choose**

1. Back in a straight or curved line.
2. Walk, jog, and/or lope in a straight line, curved line, serpentine, circle or figure eight, or combination of these gaits or maneuvers.
3. Stop.
4. Demonstrate simple change of lead. (In a simple change of lead, the horse is brought back to a walk or jog and restarted into the lope on the opposite lead.)
5. Execute turns on the forehand of 90 degrees or greater turning either direction or both, with the hindquarters moving around a relatively stationary forehand.
6. Execute turns on the haunches of 90 degrees or greater (maximum 540 degrees) turning either direction or both. Deep flexion of the hocks and speed of the turn is not to be valued over accuracy and smoothness of the pivot.)
7. Sidepass.
8. Ride without stirrups.
9. Counter lope.
10. Extended jog and/or lope.
11. 13 and Under: Tests 1-7; 14-18, 18 and Under and 19 and Over: Tests 1-10.

### **AR245 Reining Seat Equitation**

1. All Reining Seat Equitation classes, shall require all contestants to perform a Reining Horse Pattern as described in accordance with the current NRHA Patterns and which must be posted.
2. Judges are required to use the AHA prescribed Reining Seat Equitation Score Sheet for Reining Seat Equitation

**AR - ARABIAN DIVISION**

Classes. The scores will then be announced after each exhibitor has completed his pattern and the score sheets will be posted in accordance with AR209.1

3. For position, see EQ122.
4. For appointments, see EQ123.

**AR246 Dressage Seat Equitation**

1. Must be judged by a licensed Dressage judge.
2. Dressage Seat Equitation to be conducted in accordance with Dressage Chapter, DR133, except as stated herein:
  - a. Classes may be offered for juniors and adult amateurs as defined in AR 110.
  - b. Classes may be divided into age groups, at the discretion of competition management.
  - c. Any exhibitor may ride stallions in Dressage Seat Equitation classes unless restricted in the prize list.
  - d. DR133.2-a-g and DR133.2.i (6-8) do not apply.
3. At AHA National Championships, two Federation Registered (R) or Senior (S) judges will officiate together, using scribes and the same class score sheet. Judges should evaluate riders separately from different positions in the ring and then all judges must consult together prior to arriving at final scores.
4. USEF Dressage Seat Equitation class score sheets must be used. In National Championship classes, the Medal class score sheet must be used. The final score for each rider must be posted at the conclusion of the class. Ties for Champion, Reserve, 10th in the Top Ten at National Championship or 5th in the Top Five at Regional Championship will be broken by the judges.
5. Dressage Division rules will apply, in particular:
  - a. Saddlery, Equipment and Dress as required for First Level.
  - b. Unauthorized Assistance as defined in DR122.10 is prohibited.
  - c. Use of voice will be penalized.
  - d. Horses may be eliminated for lameness.
6. Horses must be ridden in a plain snaffle as pictured in DR121 Figure 1A. Whips and spurs are permitted in both Regional and National Championship classes, and all riders must wear a short jacket as described in DR120. Protective headgear, as described in AR111, is required.
7. Class Specifications. The rider's position, seat and use and effect of the aids will be judged as described in DR117. Movements shall be performed by the exhibitors simultaneously; however, the judges may ask for independent execution of certain tests. All instructions must be publicly announced.
8. Riders must be judged at the medium walk, working trot (sitting and rising), and working canter in both directions. When rising trot is permitted or requested, the rider should change the diagonal when changing directions, except during a lengthening. The correct diagonal is considered to be when the rider is sitting when the outside front foot and inside hind foot are on the ground.
9. In judging the position, seat and use of aids, judges may include the following movements and exercises as required at Training and First Level:

May be ridden as a group:

  - a. Free walk
  - b. Transitions from one gait to the next in both directions
  - c. Transitions from walk to halt and vice versa
  - d. Change of direction across the diagonal, down the centerline, across the arena, and/or by making a half-circle at the walk or trot
10. Additional tests from which judges may choose movements and exercises, as required at Training and First Level, to be ridden in small groups or independently:
  - a. Transitions



- b. Leg yield
  - c. Changes of lead through trot
  - d. Serpentine at the trot
  - e. Shallow loop serpentine with counter canter
  - f. Trot lengthening and/or canter lengthening
  - g. Riding without stirrups
11. In Regional and National Championship shows, all riders in a class must perform independent tests. The judges may, at their discretion, choose to require independent tests in Recognized shows, and they may select any number of riders in the class to perform one or more independent tests.
12. The number of horses required to work at the same time shall be limited to no more than 25. Groups may be divided into smaller sections, at the discretion of the judges, for safety and convenience. Judges may also limit the number of horses required to canter at the same time, at their discretion.

### **AR247 AHA Medal Class Requirements**

1. All USEF (EC equivalent) Arabian Competitions that offer a Junior Section (Youth Division) must offer the following AHA Medal classes:
  - a. AHA Saddle Seat Medal 18 and Under (Refer to class specifications for AHA Medal Classes)
  - b. AHA Reining Seat Medal 18 and Under (Refer to class specifications for AHA Medal Classes)
  - c. AHA Hunter Seat Medal Over Fences **2'9" and AHA Modified Hunter Seat Medal Over Obstacles Medal 2'3"**. (Refer to class specifications for AHA Medal Classes)
  - d. AHA Hunter Seat Medal Not to Jump (Refer to class specifications for AHA Medal Classes)
  - e. AHA Western Horsemanship Medal 18 and Under (Refer to class specifications for AHA Medal Classes)
  - f. AHA Dressage Seat Medal 18 and Under (Refer to class specifications for the AHA Medal Classes)
  - g. Exceptions: Competitions that do not offer Dressage classes are not required to offer the Dressage Seat Medal class; competitions that do not offer a Hunter Over **Obstacles** section are not required to offer the Hunter Seat Medal Over **Obstacles; competitions not offering Hunter Over Obstacles Classes at 2'9" or above do not have to offer an AHA Hunter Seat Medal Over Obstacles 2'9"**.
3. AHA Medal classes may be split into age groups.
4. AHA Medal classes shall be governed by Federation Rules, Arabian, Division for Equitation. Canadian Classes shall be governed by EC rules Arabian Division for equitation as modified by the following exceptions and additions.
5. If a Medal class is offered, then the AHA Medal classes with pattern must be held regardless of number of competitors. An AHA Medal class must have a minimum of three (3) entries with proper appointments in order to award the AHA Medal. For a class with less than three (3) entries, AHA Medal points will be earned.
6. In every AHA Medal class of at least three contestants, a 1st place winner must be selected and will receive a medal unless all entries have been eliminated.
7. Ribbons will be awarded to 8th place. (Exception: in an AHA Reining Seat Medal class, an off pattern rider is eliminated and is not eligible to win a medal or ribbon.)
8. In AHA Medal classes, the official number of entries shall be the number of riders that are properly entered and appear in the arena at the time the gate is closed. A rider that is excused or eliminated during the class will not reduce this number.
9. Once an equitation class or section at any show has begun, no individual shall ride or school a horse entered in that class unless that individual is the person entered on and showing said horse. Any violation shall result in disqualification of horse and rider from that class.
10. No more than 25 entries shall be worked on the rail in one group.
11. The judge shall prepare in writing and either read or have the pattern announced over the public address system

**AR - ARABIAN DIVISION**

before the first rider begins the workout.

12. The pattern shall be posted at least one hour prior to an AHA Medal class.
13. Tests to be used must be chosen from appropriate USEF Equitation Division sections or Arabian Division rules; no other tests may be used (EC equivalent).
14. Reasonable time will be allowed for contestants to ask questions. Judges shall not confer individually with any rider(s).
15. Once the first rider begins, no further questions shall be allowed nor instruction given.
16. Numbers must be worn on the rider's back in all seats. (Exception: Reining Seat Equitation exhibitors may place the number on the left side, both sides of the saddle pad or on the rider's back).
17. Individual workouts: riders may either remain in the ring or be excused to a holding area.
18. AHA Medals must be ordered from AHA.
19. In all classes in which the exhibitors compete individually, only one rider per horse.
20. Markers are allowed in Reining Seat Equitation and Western Horsemanship classes.
21. Class specification for AHA Medal classes are as follows:
  - a. AHA Hunter Seat Over **Obstacles** Medal **2'9"** class
    1. To be shown over a course of not fewer than **8** obstacles with fence heights of **2'9"** and **AHA Modified Hunter Seat Over Obstacles Medal class 2'3"**. To be shown over a course of not fewer than **8** obstacles with fence heights of **2'3"**. See **AR236** for class conduct and course requirements. **BOD 1/16/16 Effective 12/1/16**
    2. Two or more tests of the top four contestants are required from EQ112 Tests 1-7, 9-15, 17-19 (EC equivalent).
  - b. AHA Saddle Seat Medal class
    1. In addition to the rail work, all contestants are required to perform two or more individual tests from EQ118, 13 & Under: Tests 1-12; 14-18; 18 & Under and 19 & Over: Tests 1 - 15.
  - c. AHA Reining Seat Medal class
    1. All contestants are required to perform a Reining pattern as outlined in the current NRHA Handbook.
    2. Order of go will be done by draw
    3. Bits must be dropped and inspected by the Judge or designated official, and all riders must dismount for this inspection. If called for in the ring, assistance, if necessary, may be had from one of the ring officials.
    4. Reins shall not be removed from the horse's neck while inspecting bits.
    5. In the event the total score is tied, the tie will first be broken by the exhibitor with the highest equitation score. Should a tie still exist, the tie shall be broken by AR209.4 General Scoring.
    6. It is mandatory that judges use the prescribed AHA Score Sheet for Reining Seat Equitation and that the score sheet or a copy be posted immediately after each class.
  - d. AHA Hunter Seat Not to Jump Medal class
    1. In addition to the rail work, all contestants are required to perform two or more tests from EQ112, 13 & Under: Tests 1-5, 8; 14-18, 18 & Under and 19 & Over: Tests 1-5, 8-9, 11-15, 17-19.
  - e. AHA Western Horsemanship Medal class
    1. In addition to the rail work, all contestants are required to perform a minimum of four tests from AR244 Western Horsemanship. 13 & Under: Tests 1-7; 14-18, 18 & Under and 19 & Over: Tests 1-10.
  - f. AHA Dressage Seat Medal class (Requires Dressage Judge)
    1. In addition to rail work, all contestants are required to perform three or more individual tests from DR133.

## **SUBCHAPTER **AR-30** SHOWMANSHIP SECTION**

### **AR248 General**

1. Handlers in classes for junior exhibitors cannot have reached their 19th birthday in accordance with AR110.

Competition Management is encouraged to offer Adult Showmanship classes for handlers who are 19 years and older and may divide classes by age groups which will vary according to local participation.

2. Unsoundness of the horse being shown shall not penalize a handler unless it is sufficiently severe as to impair the required performance, in which case penalty is at the judge's discretion.
3. Offering prize money in Halter Showmanship is prohibited.
4. A minimum of six ribbons should be awarded, but no more than ten places are recommended.
5. The handler's number must be worn on the back and must be clearly visible at all times. Hair must be neat and securely fastened so as not to cover the handler's number.
6. Excessive coaching or unauthorized assistance in any manner is subject to penalty or disqualification at the judge's discretion.
7. It is recommended that stallions be prohibited, but it must be so stated in the prize list.

### **AR249 Class Conduct**

1. Handlers shall enter the ring in a counter clock-wise direction on the rail unless otherwise specified by the judge. To enter at the walk or trot according to the judge's instruction.
2. **The pattern for each class must be posted one hour (Regionals and Nationals 24 hours) prior to the start of the class and indicate which one (1) of these three (3) procedures are to be used.**
  - a. **In the Ring – Exhibitors enter arena and remain collectively for the entire class. Exhibitors are to enter the arena at the walk. Trot at the marker and line up at the discretion of the ringmaster.**
  - b. **In and Out of the Ring – Exhibitors enter arena one at a time and are excused at the completion of their pattern.**
  - c. **At the Gate – Exhibitors enter arena one at a time and are gathered in arena for final inspection as a collective group. *BOD 1/16/16 Effective 12/1/16***
3. Each handler shall correctly lead their horse to and from the judge and show his/her horse according to instructions from the judge.
4. Handlers may be asked to perform additional tests at the judge's discretion.

### **AR250 Judging Guidelines**

Good Showmanship is developed through the knowledge and understanding of the horse and the ability of the handler to present the team in a confident manner. Showmanship involves the handling of the horse, learning the horse's conformation, learning how to position and present the horse at its best, and understanding the disposition of the horse. Showmanship teaches the handler poise and self-carriage. A good Showmanship handler shows alertness and a confident attitude, always presenting the horse in a positive manner, and paying attention to every detail. The handler is always aware of their surroundings, the horse, the judge and the other exhibitors.

The showmanship class is not a halter class and should not be judged as such. The conformation of the horse is not to be judged, since the horse is considered a means of displaying the abilities of the showman. Horses are to be presented in the appointments (tack and attire) suitable for that horse's style. The class is designed to evaluate the exhibitor's ability to execute, in concert with their horse, a set of maneuvers prescribed by the judge with precision and smoothness while exhibiting poise and confidence, all while maintaining a balanced, functional and fundamentally correct body position.

Style of presentation should be decided upon by two primary considerations. First, the type of horse, its movement and way of going determine if it is best to go western, hunter, saddle seat, dressage or show hack style. Safety is paramount when considering the type of lead and method of attachment or utilization of the reins to lead. Consideration of the size of the horse and height of the handler is important to a safe and successful presentation.

2. SHOWMANSHIP 70 percent
  - a. **Leading**

1. The exhibitor must lead on the horse's left side holding the lead shank in the right hand a reasonable length, with safety in mind. The right hand must remain on the lead at all times (not on the chain). It is not appropriate to switch hands while completing the maneuvers (except set-up). If exhibitor has changed hands during the set up maneuver, they are to put the lead back in the right hand for all other maneuvers. Smaller exhibitors may need to use a longer hold on the lead strap. The excess lead strap is held in the left hand, either in a round coil or a figure-8, as long as it is being handled safely by the exhibitor. Both options are acceptable and exhibitors will not be penalized for either method used. The Figure-8 should not be taped as this compromises safety. When leading, the exhibitor should be positioned between the eye and the mid-point of the horse's neck, referred to as the leading position.
  2. Leading, backing, turning and initiating the set-up should be performed from the left side of the horse. At no time should the exhibitor ever stand directly in front of the horse. The exhibitor should not touch the horse with their hands or feet, or visibly cue the horse by pointing their feet at the horse during the set-up.
  3. The horse should be led in a straight or curved line, as indicated in the pattern, and track briskly and freely at the prescribed gait as instructed. The horse's head and neck should be straight and in line with the body.
  4. Both arms should be bent at the elbow with the elbows held close to the exhibitor's side and the forearms held in a natural position. Height of the arms may vary depending on the size of the horse and exhibitor, but the arms should never be held straight out with the elbows locked.
  5. When demonstrating the trot, the exhibitor should run as naturally as possible. The exhibitors should demonstrate a natural frame and gait.
- b. Showing
1. The exhibitor should perform the work accurately, precisely, smoothly, and with a reasonable amount of speed. Increasing speed of the work increases the degree of difficulty; however, accuracy and precision should not be sacrificed for speed. The horse should lead, stop, back, turn and set up willingly, briskly and readily with minimal visible or audible cueing. A severe disobedience will not result in a disqualification but should be penalized severely, and the exhibitor should not place above an exhibitor that completes the pattern correctly. Excessive schooling or training, willful abuse, loss of control of the horse by the exhibitor shall be cause for disqualification.
  2. The presentation/set up: The horse may be set up with a split stance or square. Either option is allowed and acceptable. Exhibitors will not be penalized for either set up style. Exhibitor should stand toward the front, off the horse's shoulder, facing the horse. If at any time the horse is out of position, the exhibitor should work to position the horse correctly.
  3. After the horse is set up for inspection: As the judge moves around the horse, handlers should position themselves so as to avoid obstructing the judge's view of the horse. The handler is to show using the Quarter System, where the exhibitor is always in the quadrant next to the judge. The horse should be shown quietly and effectively at all times. Handlers must not just show themselves. The exhibitor should maintain a position that is safe for themselves and the judge. The position of the exhibitor should not obstruct the judge's view of the horse and should allow the exhibitor to maintain awareness of the judge's position at all times. The exhibitor should not crowd other exhibitors when setting up side-by-side or head-to-tail. When moving around the horse, the exhibitor should change sides in front of the horse with minimal steps (3-4) and should assume the same position on the right side of the horse that they had on the left side.
  4. The position of the exhibitor when executing a turn to the right is the same as the leading position except that the exhibitor should turn and face toward the horse's head and have the horse move away from them to the right.
  5. Pull turns (pulling horse toward the handler to left) to the left, should be 90 degrees or less.
  6. Push turns/Pivot (pushing the horse away from the handler). On turns of greater than 90 degrees, the turn

consists of the horse pivoting on a hind leg while stepping across and in front of the right front leg with the left front leg.

7. When executing a back, the exhibitor should turn from the leading position to face toward the rear of the horse with the right hand extended in front of the exhibitor's chest still maintaining slight bend in the elbow and walk forward. The ideal position is for the exhibitor's left shoulder to be in alignment with the horse's left front leg.
8. The horse should back up readily with the head, neck and body aligned in a straight or curved line as instructed by the pattern.
9. The stop should be straight, prompt, smooth and responsive with the horse's body remaining straight
10. Crowding should be penalized, as it is dangerous. The handler should maintain 8-10' from the horse in front of himself in a head to tail line. When lined up side by side, there needs to be sufficient room between entries. If someone is at risk – they are too close.

c. Poise/Alertness/Attitude

1. Exhibitors should be poised, confident, courteous and genuinely sportsmanlike at all times, quickly recognizing and correcting faults in the positioning of the horse. The exhibitor should continue showing the horse until the class has been placed or they have been excused, unless otherwise instructed by the judge. The exhibitor should appear business-like, stand and move in a straight, natural and upright manner, and avoid excessive, unnatural or animated body positions.
2. Handler should show the horse to its best advantage for its style of presentation throughout the class.
3. Handlers should be focused on the class and not be distracted by people/other things inside or outside the arena.

3. PRESENTATION 30 Percent

a. Condition 10%

1. The horse's body condition and overall fitness should be assessed.
2. The horse should be alert and healthy.

b. Grooming 10%

1. The hair coat should be clean, well-brushed and in good condition. The mane, tail, forelock and wither tuft may not contain ornaments (ribbons, bows, etc.), but braiding as defined in the appointments chart is allowed. The length of mane and tail may vary, as long as they are neat, clean and free of tangles. The bridle path, eyebrows, and long hair on the head and legs may be clipped.
2. Grooming oils should not be overdone
3. Hooves should be properly trimmed and if shod, the shoes should fit correctly and clinches should be neat. Hooves must be clean and may be painted clear or black hoof dressings, or shown naturally. *BOD 1/16/16 Effective 12/1/16*

4. APPOINTMENTS 10 Percent

Tack (Optional: whip/crop)	Attire Guidelines - (Protective headgear may be worn without penalty)
Arabian Halter Style Arabian Show Halter or leather stable halter	Long sleeved shirt, long pants, shoes or boots Optional: hat, gloves, vest, sweater or jacket, tie
Western Style: Western plain leather or Western show type halter with silver (silver not to count over clean plain leather halter). Or - Arabian Show Halter	Western hat, long sleeved shirt or tunic, long pants, Western boots. Optional: Western jacket, vest, belt, tie, gloves

<p>English, Hunter Style: Plain leather halter or hunt bridle (additional leather lead may be added when using a hunt bridle and is attached to the bit or to the cavesson (noseband) Horses may be braided. If braided, the above tack is required. Or - Arabian Show Halter (not braided)</p>	<p>Hunt cap or helmet with harness, hunt coat, breeches, hunt boots, hunt style shirt with collar, shirt and tie Or Hunt cap or helmet with harness, hunt coat, jodphurs, jodhpur knee straps (garters), paddock boots, hunt style shirt with collar, shirt and tie. Usually worn by handlers 10 &amp; under, Or Long sleeved shirt, long pants, shoes or boots Optional: gloves, jacket, tie</p>
<p>English, Saddle Seat Style Double bridle or Or - Arabian Show Halter</p>	<p>Long sleeved shirt, long pants, vest, tie, paddock or jodhpur boots Optional: Derby or soft hat, saddle suit, gloves, Formal attire may be worn when appropriate. It is usual to wear such attire after 6 p.m. or in championship classes</p>
<p>English Dressage or Show Hack Style: Dressage or Show Hack bridle or plain leather halter. Horses may be braided. If braided, the above tack is required. Or - Arabian Show Halter (not braided)</p>	<p>Helmet or top hat, dressage coat or shadbelly dark conservative color, shirt with collar or stock tie, light or white breeches, boots Optional: gloves</p>

### AR251 Tests From Which the Judge May Choose:

1. Walk or trot horse to or from judge.
2. Set horse up.
3. Back horse.
4. Movement of handler so as not to obstruct judge's view of the horse.
5. Turn horse (90, 180, 270, 360 degrees, etc.)
6. Trot down rail or around ring.
7. Move the horse to a different spot in the line up.
8. Questions on relevant subjects such as:
  - a. Parts of the horse
  - b. Grooming
  - c. Basics in horse care
  - d. Proper attire

NOTE: If questions are asked, the same or similar questions must be used with each handler so tested. *BOD 1/16/16*  
*Effective 12/1/16*

### AR252 Showmanship Faults

#### Mandatory Causes for Elimination

1. Horse escapes from exhibitor
2. See AR105.6 for inhumane treatment and undue stress.
3. Excessive schooling or training
4. Loss of control or severe disobedience that endangers others to include but not limited to: biting, pawing, rearing, bolting, lunging, breaking away, kicking out or continuously circling the exhibitor – The judge can deem it necessary to



excuse the exhibitor.

#### 5. Whip marks

#### 6. Equipment eliminations

##### a. Western

1. Lead strap/chain cannot run through the horse's mouth or over the nose
2. Horse may not be shown in a bridle
3. Horse may not be shown in a hackamore or bosal

##### b. English/Hunter Style

1. Full bridle:
  - a. Modified cavesson is not allowed
  - b. Lead strap cannot be used with or without a chain
2. Snaffle:
  - a. Modified cavesson is not allowed
  - b. Lead strap cannot be attached to only one side of the bit
  - c. Chain cannot run through the bit

##### c. English/Saddle Seat Style

1. Full Bridle:
  - a. Modified cavesson is not allowed
  - b. Lead straps cannot be used with or without a chain
2. Snaffle: not allowed. *BOD 11/7/16 Effective 12/1/16*

##### d. Dressage or Show Hack Style

1. Full Bridle:
  - a. Modified cavesson is not allowed
  - b. Lead straps cannot be used with or without a chain
2. Snaffle:
  - a. Modified cavesson is not allowed
  - b. Lead strap cannot be attached to only one side of the bit
  - c. Chain cannot run through the bit. *BOD 1/16/16 Effective 12/1/16*

## **SUBCHAPTER AR-31 WALK-TROT/WALK -JOG SECTION**

### **AR253 Class Requirements**

1. Open to Exhibitors 10 years old and under as of December 1st of the current competition year.
2. A rider must never have been judged in a class at a Federation (EC) Licensed Competition that required a canter or lope. Exception: Short Stirrup Reining Riders and Cross Rails 10 & Under Riders.
3. The safety of all exhibitors must be of primary consideration when judging these classes. Any action by any exhibitor that endangers that exhibitor or any other exhibitor must be severely penalized and may be considered cause for being excused from the class.
4. Stallions are prohibited.
5. It is recommended that classes with 12 or more entries be divided. If a division is desired, it is recommended that classes be split into a class for riders 8 years of age and under and one for riders 9 to 10 years of age.
6. Classes may be combined if the number of entries do not warrant separate classes. However, equitation classes may not be combined with pleasure classes.
7. In determining Maiden, Novice and Limit status of horses, Walk-Trot classes are not considered in the reckoning of status in any performance sections in the Arabian Division. (For riders, refer to AR110)

## **AR254 Conduct**

1. Competitors to enter the ring in a counter-clockwise direction at a walk.
2. To be shown both directions of the ring at the walk and trot or jog only. The order to reverse may be executed by turning either toward or away from the rail.
3. Entries will line up on command.
4. Riders in equitation classes may not be requested to perform any tests.
5. One header per horse must be allowed during the line-up to insure safety of exhibitors. Headers must be properly attired. A plain, unmarked smock is required.
6. Exceptions: Walk-Jog Trail, Walk-Trot Cross Rails 10 and under and Short Stirrup Reining. (AR242)

## **AR255 Appointments**

1. For attire, appointments and position for Equitation classes refer to Chapter EQ. For Dressage Seat Equitation, refer to Chapter DR, Dressage Division.
2. For attire and appointments for Pleasure classes, refer to AR132, AR140, AR144, AR178, and DR120
3. For Walk-Trot classes paddock boots with jodphurs and garter straps may be used.

## **AR256 Qualifying Gaits**

The horse must give the appearance of being a safe and suitable mount for the class. The safety of all exhibitors is of primary concern in both the pleasure and equitation classes.

1. English/Country English/Hunter Pleasure/Cross Rails/ *Sport Horse Under Saddle BOD 1/16/16 Effective 12/1/16*
  - a. Walk - A four-beat gait
  - b. Trot - A two-beat gait.
2. Western Pleasure/Trail/Short Stirrup Reining
  - a. Walk - A four-beat Gait
  - b. Jog - A Two-beat Gait

## **AR257 Walk-Trot/Walk-Jog Equitation Class Specifications**

1. Saddle Seat Equitation.  
To be shown at a walk and trot.
2. Hunter Seat Equitation on the Flat.  
To be shown at a walk and trot.
3. Hunter Seat Equitation over Cross Rails.  
Riders are allowed to chose the gaits over eight cross rail fences not to exceed 18" in height.
4. Western Seat Equitation.  
To be shown at a walk and jog.
5. Dressage Seat Equitation.  
To be shown at a walk and a trot. Must be judged by a Dressage Judge.

## **AR258 Walk-Trot/Jog Pleasure Class Specifications**

- To be judged on attitude, manners, performance, suitability of horse to rider, quality and conformation.
1. English Pleasure.  
To be judged on the rail at a walk and normal trot.
  2. Country English Pleasure.  
To be judged on the rail at a walk and normal trot. Horses shall be asked to halt on the rail. Horses must not be asked to back. The command to walk on a loose rein must not be called.
  3. Hunter Pleasure.

To be judged on the rail at a walk and trot.

4. Western Pleasure.

5. To be judged on the rail at a walk and jog.

### **AR259 Walk-Trot/Dressage Class Specifications (Requires Dressage Judge)**

A current USDF Intro Test limited to walk/trot will be utilized.

### **AR260 Sport Horse Under Saddle Walk-Trot 10 & Under (Requires a judge licensed to adjudicate Sport Horse classes)**

To be judged on manners, performance, suitability of horse to rider, quality and conformation. To be judged on the rail at a walk and trot. Classes may be divided by dressage type or hunter type. Cross entering is permitted.

### **AR261 Walk/Jog Trail Class Specifications**

To be judged over a course of obstacles at a walk and a jog (AR234.14). Horse and rider must follow the appointments as set forth in the Arabian Western Pleasure Subchapter. For approved Trail obstacles, dimensions, definitions, scoring and penalties, refer to Arabian Trail Horse Subchapter.

### **AR262 Walk-Trot Cross Rails Specifications**

Manners *are* paramount. Horse and rider must follow the appointments as set forth in the Arabian Working Hunter Subchapter. Courses, Conduct, Height of Obstacles, and class specifications are held in accordance with the Arabian Working Hunter Subchapter. *BOD 1/16/16 Effective 12/1/16*

### **AR263 Short Stirrup Reining Specifications**

Riders to perform any current NRHA Short Stirrup Reining pattern as stated in Arabian Working Western Subchapter. Horse and rider must follow the appointments as set forth in the Arabian Western Pleasure Subchapter.

## **SUBCHAPTER AR-32 LEADLINE SECTION**

### **AR264 General**

1. Open to riders who are at least two (2) years of age and have not reached their seventh (7) birthday as of December 1 of the current competition year. (AR110)
2. Leaders must be at least fourteen (14) years of age.
3. The safety of all exhibitors must be of the primary consideration when conducting the class. Any action by any exhibitor, leader or horse that endangers that exhibitor or leader must be penalized and will be considered as cause for elimination.
4. Safety is of the utmost importance in tack and attire.
  - a. Saddle must fit rider.
  - b. Rider's feet must be engaged in the stirrups/irons..
  - c. Leading rein must be attached to a cavesson or a halter placed under or over the bridle.
  - d. It is strongly encouraged that the rider wears protective headgear with harness secured which passes or surpasses ASTM (American Society for Testing and Materials)/SEI (Safety Equipment Institute) standards for equestrian use and carries the SEI tag.
  - e. Boots are required.
5. There shall be only one rider on each horse entered.
6. Stallions are prohibited.
7. This class should not be placed and similar awards should be presented to all exhibitors.

## **AR265 Conduct**

1. Competitors to enter the ring in a counter-clockwise direction at a walk.
2. Leaders are to walk on the near side of the horse.
3. To be shown both directions of the ring at the walk.
4. Entries shall line up on command and stand quietly.

## **AR266 Appointments**

Appointments for a pleasure type class: See USEF Arabian Division rules for: Western Pleasure, Country English Pleasure, Hunter Pleasure, English Show Hack, Mounted Native Costume or Ladies Side Saddle type respectively.

## **SUBCHAPTER AR-33 GYMKHANA SECTION**

### **AR267 General**

1. Poles (stakes) shall be approximately 1 ½" in diameter, of a safe material that will not splinter. Each shall be from 6' to 7' high, with a safe stable stand for ballast. Each shall be painted so that it is easily distinguished from the backgrounds.
2. Barrels shall be of the size of a fifty-five gallon metal drum and shall be painted so that they are easily distinguished from the background. A protective device around the tip of the barrels is permitted.
3. Management shall designate the order in which the entries shall compete. Not more than one horse shall be in the ring at one time.
4. A rider shall be considered "on course" once any part of the horse crosses the starting line.
5. Starting (timing) line should be clearly designated, either by markings on the ground or by pylons or other suitable markers.
6. Starting and finishing time shall be taken the instant any part of the horse crosses the time line. The horse must come to a halt after finishing the course before leaving the arena.
7. Electronic timing equipment is preferred or, if not available, two stop watches must be used, with one being the official time and the other as a back up.

### **AR268 Appointments**

1. Tack: Saddles are required and may be either English or Western. Bridle may be of any type with standard bit, hackamore or mechanical hackamore. Bridle must conform to type of saddle used. Judge may prohibit the use of bits or equipment he may consider inhumane or unsafe. Martingales, tie-downs and boots/bandages are permitted.
2. Attire: May be either English or Western, but not a mixture. Hats are optional. Long sleeved shirt and boots are required. Protective headgear is recommended. See AR111.

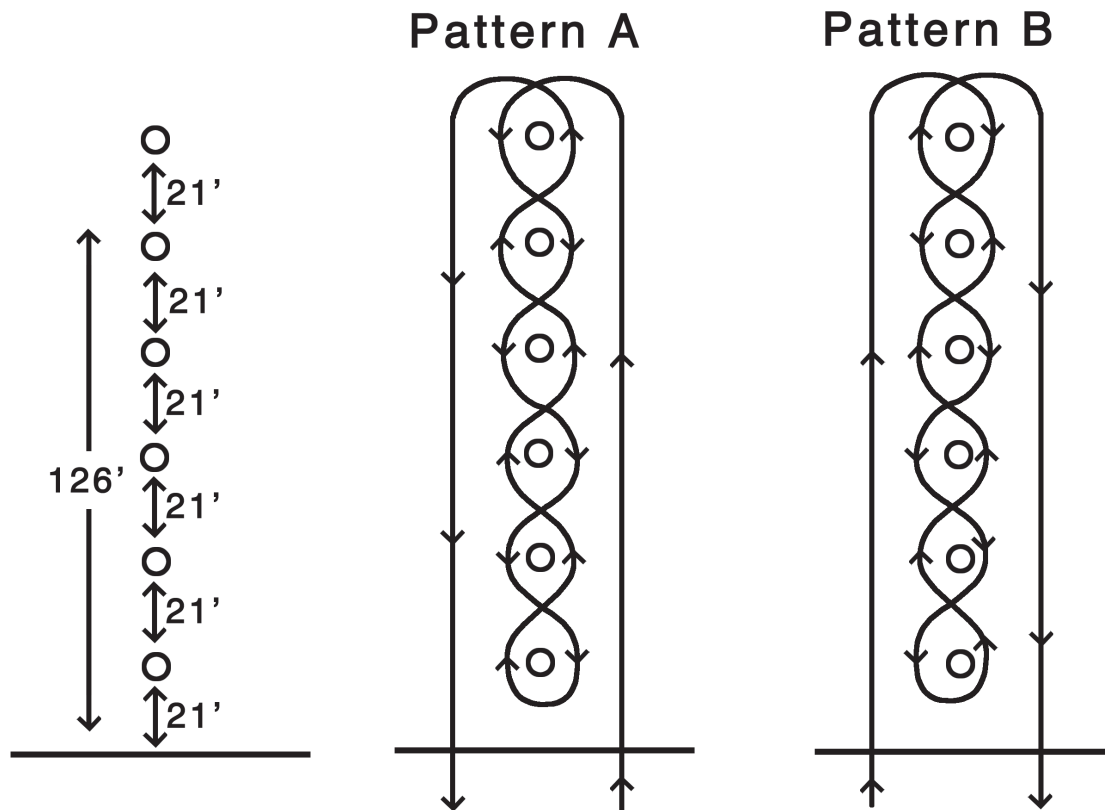
### **AR269 Penalties**

- Off course (failure to follow pattern) - disqualification
- Fall of horse or rider - disqualification
- Spurring, striking or hitting horse forward of cinch - disqualification
- Excessive use of spurs, crop, bat or romal - disqualification
- Obstacle knocked down - 5 second penalty
- Breakage of equipment which prevents completion – disqualification

### **AR270 Pole Bending Class**

Six poles shall be placed 21' apart in a straight line down the approximate center of the ring, the first pole being 21' from the timing line. The timing line shall be 30' long. The entry shall cross the timing line, move in an approximately straight line to pole 6 (farthest pole), make a 180 degree turn around pole 6, pass between pole 6 and pole 5, bend

through the poles to pole 1, circle pole 1, bend through poles to pole 6, make a 180 degree turn around pole 6 and cross the timing line, by moving along the poles on the side opposite that on which it first approached pole 6. (See Diagram A)

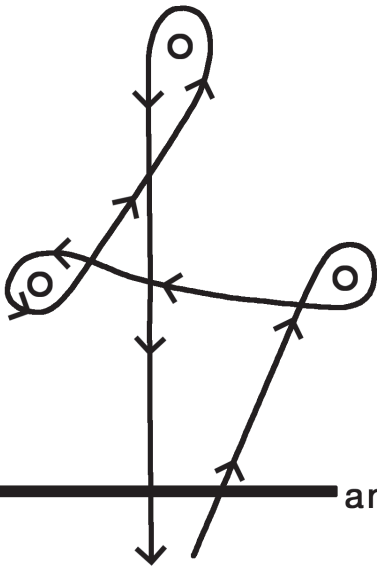


### AR271 Barrel Class

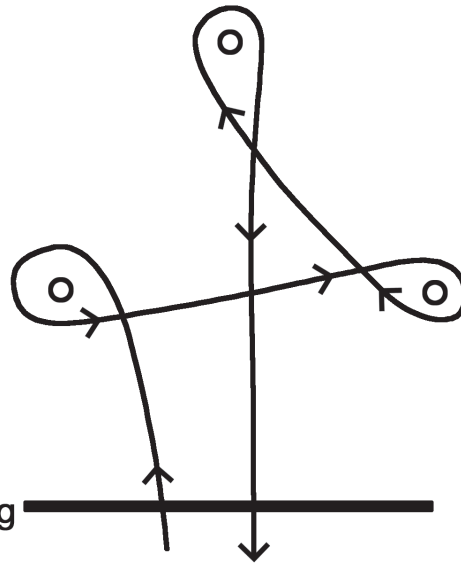
Three barrels shall be placed to form an isosceles triangle. The distance from barrel 1 to barrel 2 shall be 90'; the distance from barrel 1 to barrel 3 shall be 105'; the distance from barrel 2 to barrel 3 shall be 105'; the distance from barrels 1 and 2 to the timing line shall be 60'. The length of the timing line shall be 90'. (See Diagram B) If the course

is too large for the available space, the pattern shall be reduced five yards at a time until the pattern fits the arena

Pattern A



Pattern B



Starting  
and Finishing  
Line



**SUBCHAPTER AR-34 MISCELLANEOUS SECTION****AR272 Versatile Horses**

To be shown in three events; two of which must be chosen from the following: a) Country Pleasure Driving Horse; b) Country English Pleasure Horse; c) Western Pleasure Horse. The third event to be at the option of the Show Committee and chosen from any other events listed in the performance section under the Arabian Horse Division. Changes of equipment, both horse and rider, to be made in the ring. Each of these phases shall count equally. Prize list must specify three events making up this class and also specify whether or not the rider and driver must be the same individual.

**AR273 Pairs English or Western**

To be shown at a walk, trot or jog-trot and canter or lope. To be judged on uniformity as a pair, performance, quality and manners. Combined ownership permitted. Post entries permitted.